

# BK5

## BIOETHANOL BURNER



ecosmar<sup>+</sup>  
Fire

The original ethanol burner within the EcoSmart Fire range – and one of the most versatile. A core component of many portable Freestanding Fires, Fireplace Inserts and individually designed indoor and outdoor fires. You're only limited by your imagination.

Comprehensively tested, safety is a key consideration. A highly versatile and environmentally friendly fire design tool.

**Global Compliance**

All burners are UL Listed in accordance with MH46715/Subject1370 in the USA, Certified by BSI in accordance with EN16647, and comply with the ACCC Safety Mandate for Australia.

**Included Accessories**



Jerry Can

Lighting Rod + Lighter

Operations Manual

Top Tray

**Reliable Operation**

BK's minimalist design and ability to withstand extreme heat result in consistent and reliable operation at all temperatures and permitted fuel levels.

**Safe Filling**

Perfectly aligned slider mechanism, filling point and fuelling system that allows an unobstructed view of the burner tank. This ensures the burner is not filled above the maximum capacity line.

An additional safety measure that prevents the filling point from being accessed while the slider is open. This ensures the flame is fully extinguished before the burner can be refuelled.

**Colour**

Available in Stainless Steel.

**Seamless Construction**

A deep-drawn fabrication process that eliminates the potential for dangerous leaks, while the standard provision of a top tray to hold the burner adds further peace of mind.

**Flame Regulation**

Easy flame control that allows you to regulate the amount of heat being generated, and therefore the amount of fuel consumed. This results in a highly economical and efficient burner.

**Dedicated Filling Point**

A separate filling point and jerry can equipped with a safety spout, allows the burner to be refuelled safely and easily. The spout rests on a plate within the filling point to decrease the risk of over-filling the burner and eliminating the usual splash and spills that would otherwise occur when fuel is decanted into the burner.

**Top Tray**

The Top Tray protects against heat transference and aids in the collection of accidental spillage.

To comply with EN 16647 the Top Tray must be installed before operating the burner.



Fire Screens



Fire Screen Fixings




Black Glass Charcoal

Disclaimer: All product specifications and data are subject to change without notice and believed to be correct at the time of publication. MAD Design Group (MDG), its affiliates, agents, and employees, and all persons acting on its or their behalf (collectively, "MAD Design Group"), disclaim any and all liability for any errors, inaccuracies or incompleteness contained herein or in any other disclosure relating to any product. MDG disclaims any and all liability arising out of the use or application of any product described herein or of any information provided herein to the maximum extent permitted by law. The product specifications do not expand or otherwise modify MDG's terms and conditions of purchase, including but not limited to the warranty expressed therein, which apply to these products. No license, express or implied, by estoppel or otherwise, to any intellectual property rights is granted by this document or by any conduct of MDG. Customers using or selling MDG products not expressly indicated for use in such applications do so entirely at their own risk and agree to fully indemnify MDG for any damages arising or resulting from such use or sale. Please contact authorised personnel from MDG to obtain written terms and conditions regarding products designed for such applications. Images are indicative only.

# BK5



<b>Application</b>	Indoor & Outdoor
<b>Awards</b>	2004 Winner Design Mark Australian International Design Awards Sydney (AUS)
<b>Materials</b>	Grade 304 Stainless Steel
<b>Weight</b>	7.6kg [16.6lbs]
<b>Colour &amp; SKU</b>	 Stainless Steel ESF.1.B.BK5
<b>Fuel Type</b>	e-NRG Bioethanol

## BURNER VENTILATION & EFFICIENCY\*

<b>Fuel Capacity</b>	5 Litres [1.3 Gallons]
<b>Heats on Average</b> (when used indoors)	Over 35 square metres [376.7 square feet]
<b>Fuel Consumption</b>	0.64 L/h [0.17 Gal/h] on MAX
<b>Thermal Output Net (MAX)</b>	14 MJ/h - 13,000 BTU/h - 3.5 kW
<b>Burn Time</b>	7 - 11 hours (approx)
<b>Minimum Room Size</b>	70 cubic metres [2472 cubic feet] per fireplace.
<b>Optional Accessories</b>	Twin Feet Fixings, Fire Screens, Black Glass Charcoal

Read the manual carefully before operating the burner. Physical model dimensions should be verified against cut out dimensions BEFORE installation begins to confirm tolerances align.

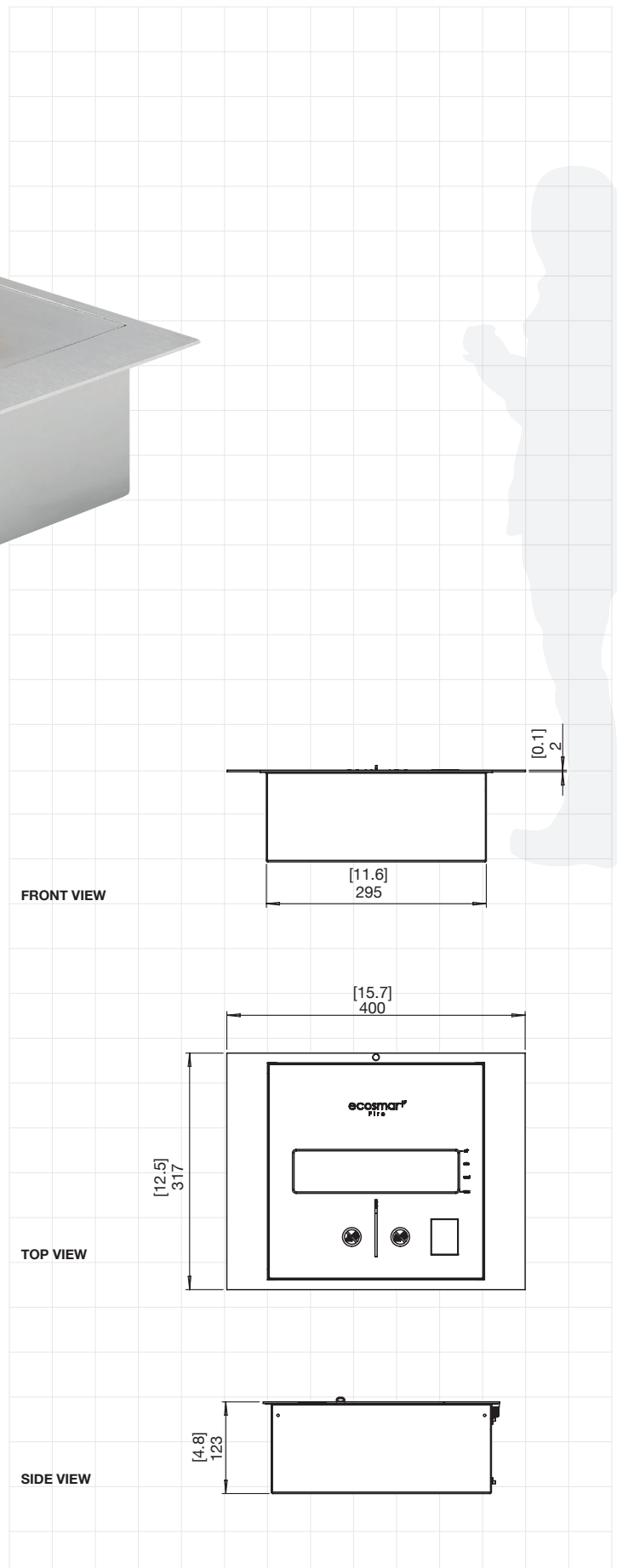
\* These values are indicative only and may vary depending on the model purchased, installation, and the seasonal resource used to manufacture e-NRG.

### Global Compliance

All burners are UL Listed in accordance with MH46715/Subject1370 in the USA, Certified by BSI in accordance with EN16647 (excluding VB2), and comply with the ACCC Safety Mandate for Australia.

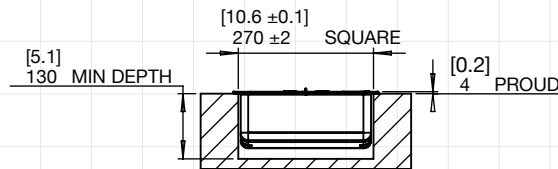
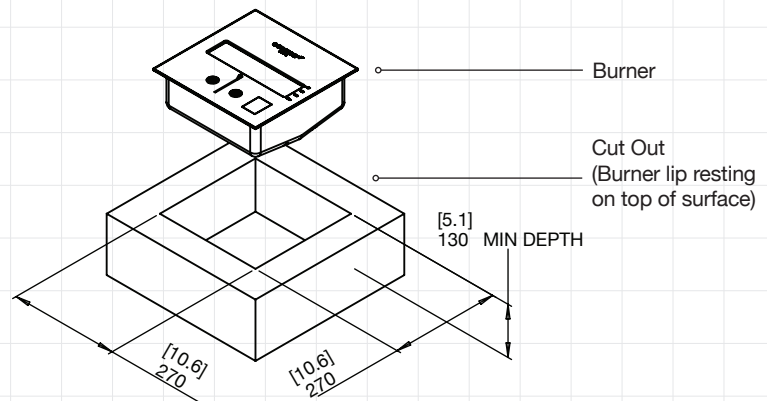
## FOR MORE INFORMATION PLEASE REFERENCE THE OPERATION & INSTALLATION MANUAL

Disclaimer: All product specifications and data are subject to change without notice and believed to be correct at the time of publication. MAD Design Group (MDG), its affiliates, agents, and employees, and all persons acting on its or their behalf (collectively, "MAD Design Group"), disclaim any and all liability for any errors, inaccuracies or incompleteness contained herein or in any other disclosure relating to any product. MDG disclaims any and all liability arising out of the use or application of any product described herein or of any information provided herein to the maximum extent permitted by law. The product specifications do not expand or otherwise modify MDG's terms and conditions of purchase, including but not limited to the warranty expressed therein, which apply to these products. No license, express or implied, by estoppel or otherwise, to any intellectual property rights is granted by this document or by any conduct of MDG. Customers using or selling MDG products not expressly indicated for use in such applications do so entirely at their own risk and agree to fully indemnify MDG for any damages arising or resulting from such use or sale. Please contact authorised personnel from MDG to obtain written terms and conditions regarding products designed for such applications. Images are indicative only.

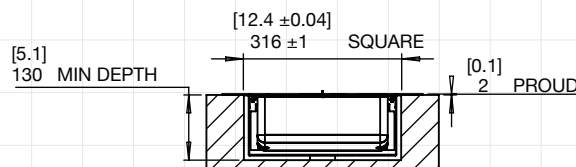
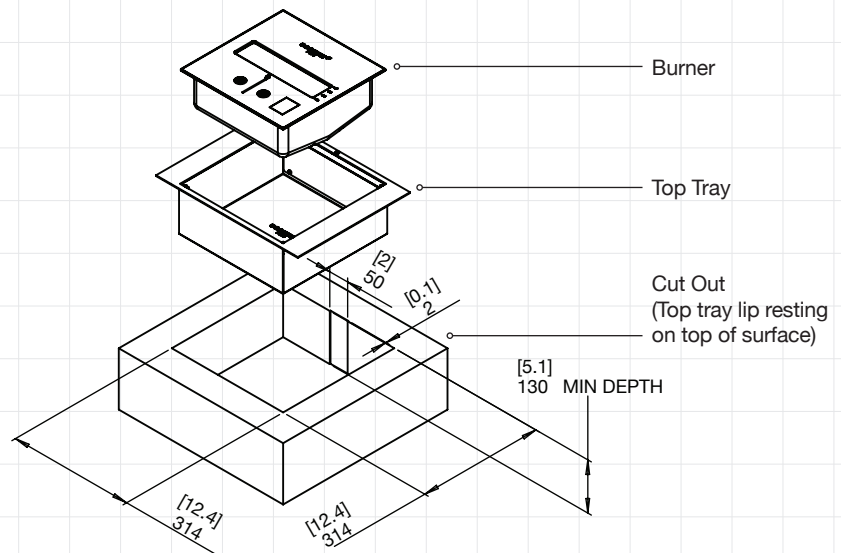


## BK5 CUT OUT DIMENSIONS

Physical model dimensions should be verified against cut out dimensions BEFORE installation begins to confirm tolerances align.



Burner WITHOUT Top Tray



Burner WITH Top Tray

FOR MORE INFORMATION PLEASE REFERENCE THE OPERATION & INSTALLATION MANUAL

Disclaimer: All product specifications and data are subject to change without notice and believed to be correct at the time of publication. MAD Design Group (MDG), its affiliates, agents, and employees, and all persons acting on its or their behalf (collectively, "MAD Design Group"), disclaim any and all liability for any errors, inaccuracies or incompleteness contained herein or in any other disclosure relating to any product. MDG disclaims any and all liability arising out of the use or application of any product described herein or of any information provided herein to the maximum extent permitted by law. The product specifications do not expand or otherwise modify MDG's terms and conditions of purchase, including but not limited to the warranty expressed therein, which apply to these products. No license, express or implied, by estoppel or otherwise, to any intellectual property rights is granted by this document or by any conduct of MDG. Customers using or selling MDG products not expressly indicated for use in such applications do so entirely at their own risk and agree to fully indemnify MDG for any damages arising or resulting from such use or sale. Please contact authorized personnel from MDG to obtain written terms and conditions regarding products designed for such applications. Images are indicative only.