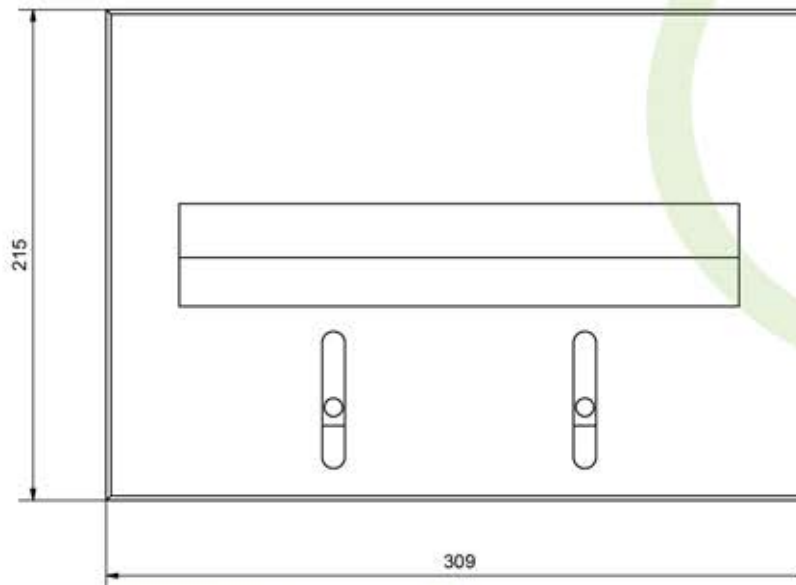
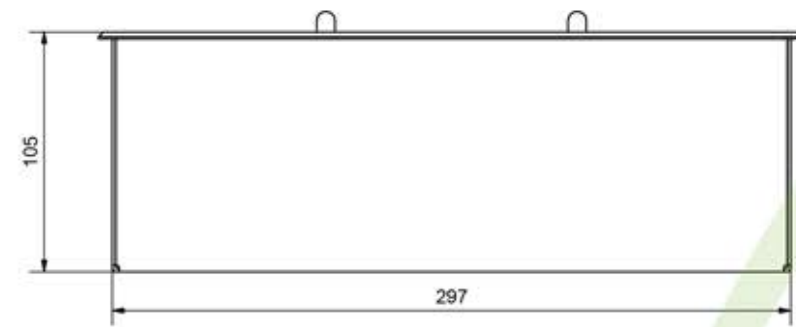
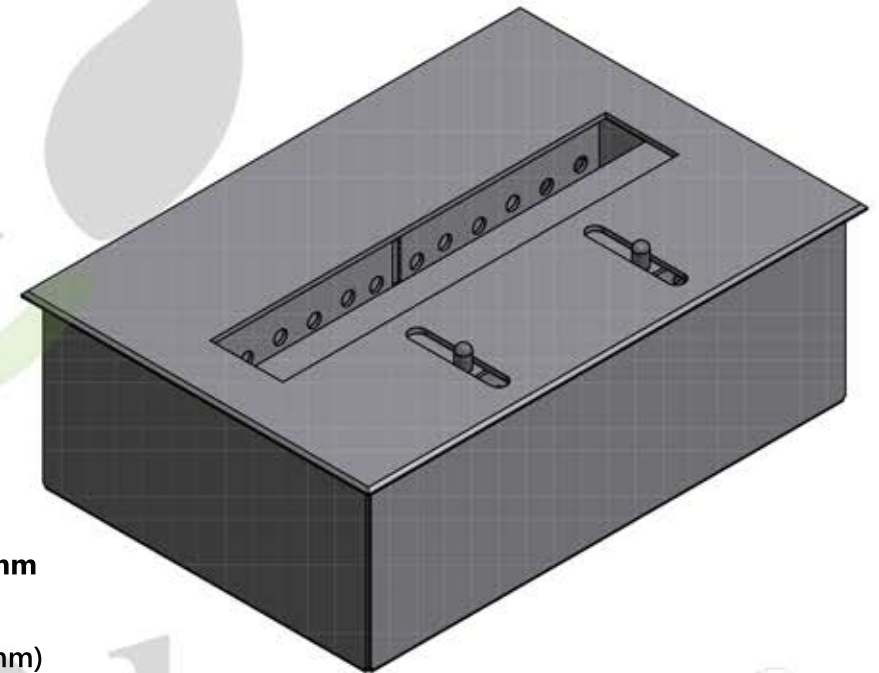


Burner 5 L - 5 qts insert- Technical drawing



Measures are in mm



Product Dimensions	L 297 x H 105 x D 203 mm (top plate L 309 x D 215 mm) L 11½" x H 4" x D 8" (top plate L 12" x D 8½")
Weight	4½ kg / 10 lbs
Burner	5 L / 5qts burner - adjustable flame
Burning time	+/- 12 hrs - 0.4 l/h - ¼ qt/h
Heating Capacity	2.8 KW / 9553 BTU
Minimum Room surface	54 m ³ (roof 2.45 m) / 1906 ft ³ (roof 8 ft)
Advised air exchange	every one hour for rooms < 110 m ³ - < 3884 ft ³

Last updated April 2015