

TRIVISTA™ 50

NEFB50H-3SV – THREE-SIDED ELECTRIC FIREPLACE



FEATURES


- **50" W X 21" H X 9 1/2" D**
- **UP TO 10,000 BTU'S & 3,000 WATTS**
- **2 MODELS - AVAILABLE IN 50" AND 60" LENGTHS**
- **MOTION SENSOR TOUCH SCREEN CONTROL PANEL**
- End panels come included and allow for A 3-sided, 2-sided or 1-sided installation
- Hardwire to 120V or 240V only
- Seven flame color settings with brightness adjustment options
- Ember bed in 13 color settings including cycle mode & fade in and fade out
- Top light LED's in 13 color settings including cycle mode
- All season usage: flames operate with or without heat
- Disable heat function as a child safety feature
- Multi-function remote control included
- Thermostatic control

napoleon.com

OPTIONS / ACCESSORIES




TOUCH SCREEN CONTROL PANEL WITH MOTION PROXIMITY SENSOR



NORTHERN WOOD LOG SET AND CRYSTALS



END PANEL



REMOTE CONTROL

TRIVISTA™ 60

NEFB60H-3SV – THREE-SIDED ELECTRIC FIREPLACE



FEATURES


- **60" W X 21" H X 9 1/2" D**
- **UP TO 10,000 BTU'S & 3,000 WATTS**
- **2 MODELS - AVAILABLE IN 50" AND 60" LENGTHS**
- **MOTION SENSOR TOUCH SCREEN CONTROL PANEL**
- End panels come included and allow for A 3-sided, 2-sided or 1-sided installation
- Hardwire to 120V or 240V only
- Seven flame color settings with brightness adjustment options
- Ember bed in 13 color settings including cycle mode & fade in and fade out
- Top light LED's in 13 color settings including cycle mode
- All season usage: flames operate with or without heat
- Disable heat function as a child safety feature
- Multi-function remote control included
- Thermostatic control

napoleon.com

OPTIONS / ACCESSORIES



TOUCH SCREEN CONTROL PANEL WITH MOTION PROXIMITY SENSOR



NORTHERN WOOD LOG SET AND CRYSTALS



END PANEL



REMOTE CONTROL