

**NAPOLEON**

**EXPAND YOUR LIVING  
AREA OUTDOORS WITH THE**

**GALAXY 48 GAS FIREPLACE**  
AVAILABLE IN SINGLE OR SEE THROUGH MODELS



[napoleon.com](http://napoleon.com)

# Galaxy 48

A truly unique linear outdoor gas fireplace, the Napoleon Galaxy™ Series is sleek, modern, and adds to the excitement of outdoor living. Increase your relaxation when outdoors, this weather-resistant gas fireplace is made from brushed stainless, features a glass wind deflector, and creates ambiance while extending the time spent in an outdoor living space. Available as a single sided or see through model, Napoleon's Galaxy™ 48 can create the perfect focal point in any outdoor room.

## Competitive Advantages

- “Easy Start” Electronic Ignition with remote control and optional wall switch
- 304 stainless steel burner for maximum durability
- Glass wind deflectors for improved operation in windy conditions



GSS48E




GSS48STE

- 55,000 BTU's
- 16 1/2" H X 47 1/2" W X 17 5/16" D (GSS48E)
- 16 1/2" H X 47 1/2" W X 21 1/8" D (GSS48STE)
- High Quality Stainless Steel Construction
- Safety valve turns gas off if flame goes out, for peace of mind
- LED light strip transition between colors or can be set to the color of your choice including white, accenting the glass wind deflectors
- Propane Kit available
- Topaz CRYSTALINE™ ember bed
- Optional Mineral Rock, Driftwood, Nickel Stix and Glass Ember media kits available
- Optional Brushed Stainless Steel fireplace cover
- Optional Four-Sided Brushed Stainless Steel trim



## Features / Options / Accessories



LED Lights x3



Driftwood Media Kit




Mineral Rock Media Kit



Topaz Ember Bed (Included)



Stainless Steel Trim



Stainless Steel Cover



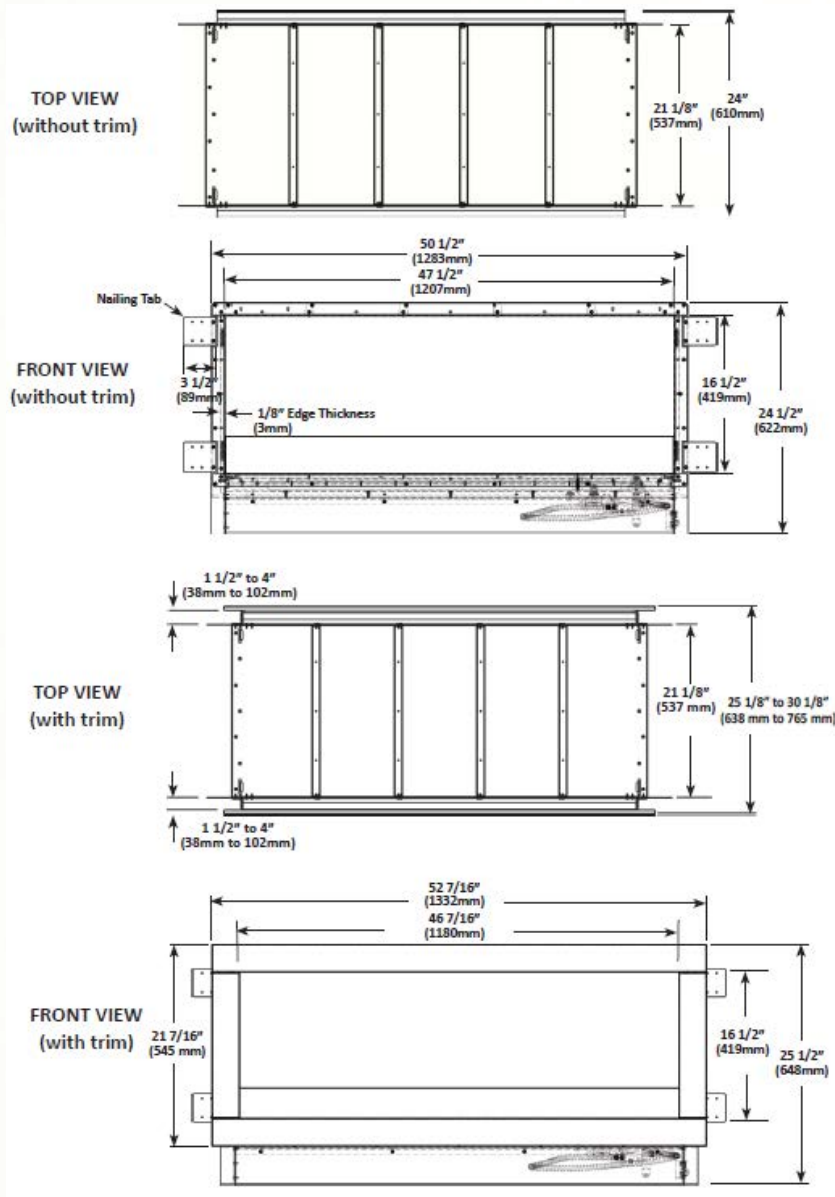
Wind Deflector

# Specifications

Model	BTU's (Input)	Height	Front Width	Depth	Glass Type	Ember Bed	Controls	Ignition	Warranty
		Actual	Actual	Actual					
GSS48E	55,000	16 1/2"	47 1/2"	17 5/16"	Tempered	CRYSTALINE™	On/Off, High/Low & Accent Lights	"Easy Start"	Five Year
GSS48STE	55,000	16 1/2"	47 1/2"	21 1/8"	Tempered	CRYSTALINE™	On/Off, High/Low & Accent Lights	"Easy Start"	Five Year

Certified under Canadian and American National Standards

Figures may vary with individual conditions such as floor plan layout, insulation value/heat loss of the house and geographical location.



Authorized Dealer



24 Napoleon Road, Barrie, Ontario, Canada L4M 0G8  
 103 Miller Drive, Crittenden, Kentucky, USA 41030  
 7200 Trans Canada Highway, Montreal, Quebec, Canada H4T 1A3

Tel: 1-888-721-7253  
 napoleon.com



Consult your owner's manual for complete installation instructions, accurate framing dimensions and proper clearances to combustible material. Check all local and national building codes. All specifications are subject to change without prior notice due to on-going product improvements. Products may not be exactly as shown. Napoleon is a registered trademark of Wolf Steel Ltd. © Wolf Steel inc.

Printed in Canada  
 03/2021