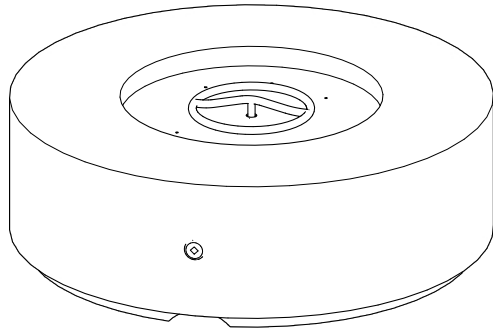
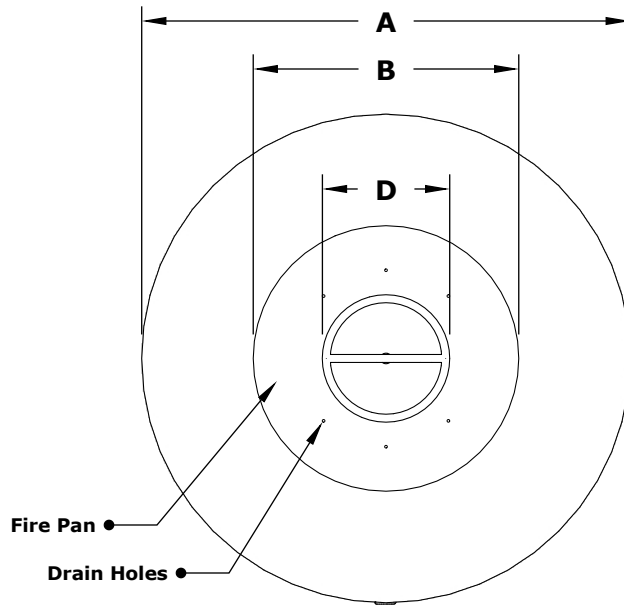


FLORENCE CONCRETE FIRE PIT

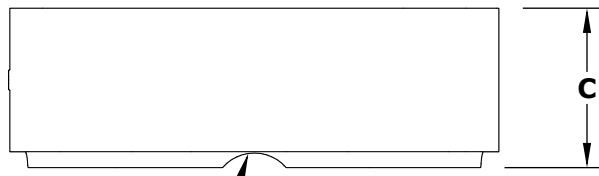
LOW PROFILE UNITS - NO DOORS



ISOMETRIC VIEW



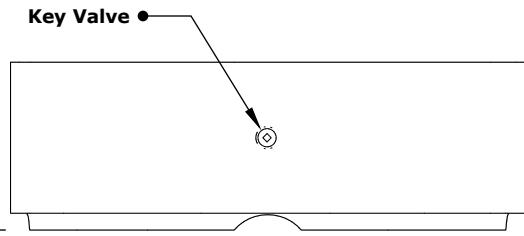
TOP VIEW



Ventilation ●

RIGHT SIDE VIEW

1 1/2"



Key Valve ●

FRONT SIDE VIEW

SKU	A	B	C	D	BTU
OPT-FL42	42"	25"	12"	12"	65,000
OPT-FL42EKIT	42"	25"	12"	12"	65,000

Fire Pit Material: GFRC Concrete
 Pan Material: 304 Stainless Steel
 Burner Material: 304 Stainless Steel

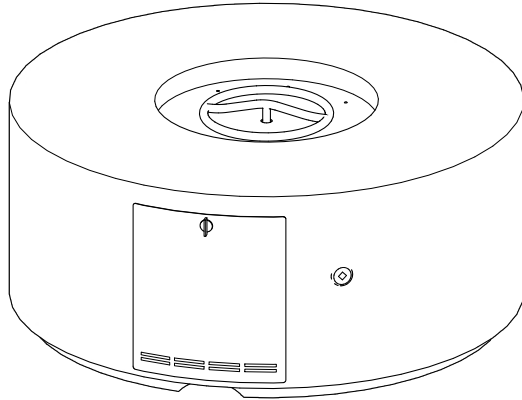
Standard 2" Depth on all pans

110V ELECTRONIC IGNITION
 ANSI Z21.97-(2017) / CSA 2.41-(2017)

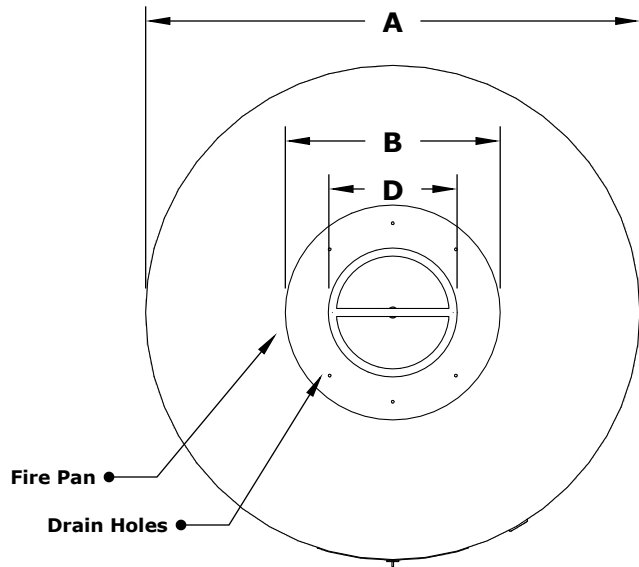


Match Lit Unit Includes: Pan, Burner, Gas Orifice, Gas Hoses, Key Valve, Key,
 110v Ignition Unit Includes: Pan, Burner, Gas Orifice, Gas Hoses, Key Valve, Key, Plug & Play Electronic Valve, Pilot Igniter.

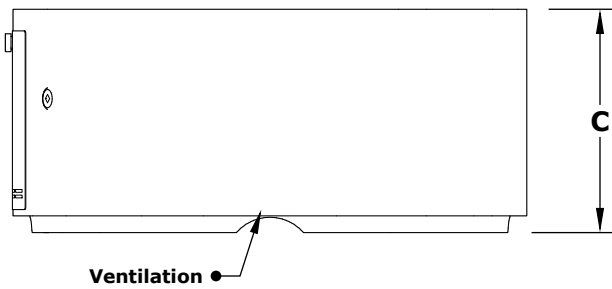
FLORENCE CONCRETE FIRE PIT UNITS WITH PROPANE TANK STORAGE



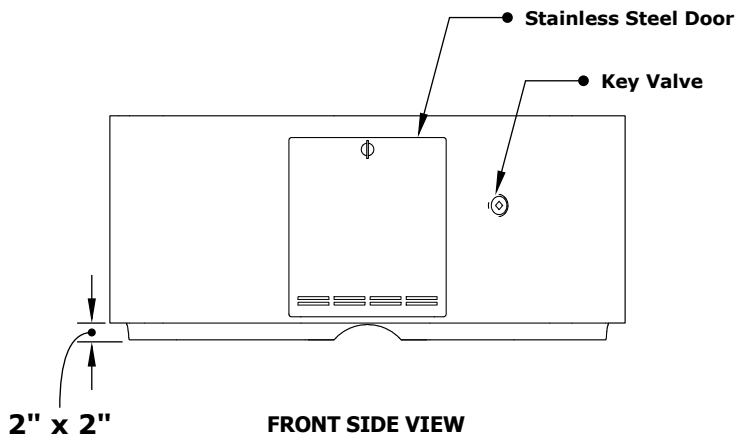
ISOMETRIC VIEW



TOP VIEW



RIGHT SIDE VIEW



FRONT SIDE VIEW

SKU	A	B	C	D	BTU
OPT-FL4224	42"	25"	24	12"	65,000
OPT-FL4620	46"	21"	20"	12"	65,000
OPT-FL54	54"	30"	20"	12"	65,000
OPT-FL72	72"	48"	20"	24"	65,000
OPT-FL4224EKIT	42"	25"	24	12"	65,000
OPT-FL4620EKIT	46"	20"	20"	12"	65,000
OPT-FL54EKIT	54"	30"	20"	12"	65,000
OPT-FL72EKIT	72"	48"	20"	24"	65,000

Fire Pit Material: GFRC Concrete
Pan Material: 304 Stainless Steel
Burner Material: 304 Stainless Steel
Standard 2" Depth on all pans
110V ELECTRONIC IGNITION
ANSI Z21.97-(2017) / CSA 2.41-(2017)



Match Lit Unit Includes: Pan, Burner, Gas Orifice, Gas Hoses, Key Valve, Key,
110v Ignition Unit Includes: Pan, Burner, Gas Orifice, Gas Hoses, Key Valve, Key, Plug & Play Electronic Valve, Pilot Igniter.