


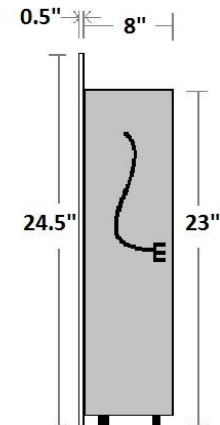
EF44D-FGF



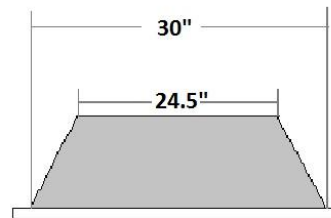
Front View



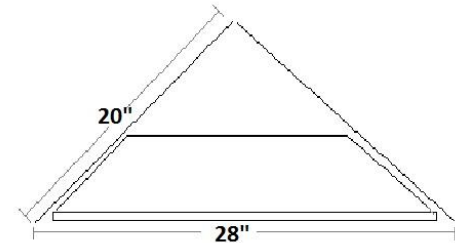
Side View



Top View



Corner Installation



Specifications:

Electrical:

Volts	Amps	Watts	Wiring	Approval
110/120	15	1,500	3-prong Plug Kit	

Heat Output:

BTUs	Heating Area	Operation
5,200	400Sq.ft	Remote Control

Operating Cost (Approximately):

Flame Operation	2,500BTUs	5,200BTUs
0.25cents/ hour	7cents/hour	14cents/hour

Other Information:

Front Face	Fuel Bed	Warranty
Glass	Wood Logs	Manufacturer's 2 years


Features:

- Remote control for adjustable flame and heating operation
- LED flame operations with or without heat
- No ventilation required
- Zero clearance allows for flush mounting to drywall, tile wood or other finishes
- Installed into interior wall, exterior wall, or corner
- Energy saving product
- Also designed for replacing wood burning fireplace

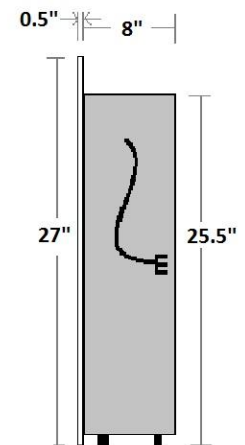
EF45D-FGF



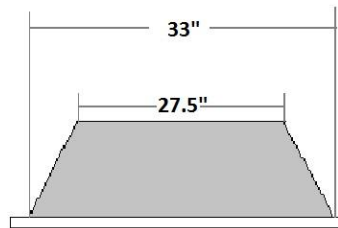
Front View



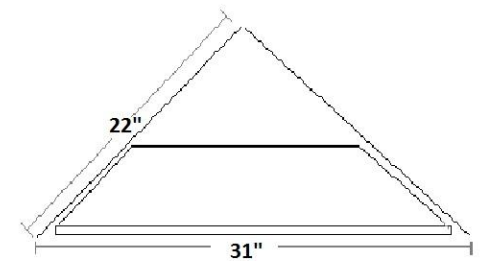
Side View



Top View



Corner Installation



Specifications:

Electrical:

Volts	Amps	Watts	Wiring	Approval
110/120	15	1,500	3-prong Plug Kit	

Heat Output:

BTUs	Heating Area	Operation
5,200	400Sq.ft	Remote Control

Operating Cost (Approximately):

Flame Operation	2,500BTUs	5,200BTUs
0.25cents/ hour	7cents/hour	14cents/hour

Other Information:

Front Face	Fuel Bed	Warranty
Glass	Wood Logs	Manufacturer's 2 years

Features:

- Remote control for adjustable flame and heating operation
- LED flame operations with or without heat
- No ventilation required
- Zero clearance allows for flush mounting to drywall, tile wood or other finishes
- Installed into interior wall, exterior wall, or corner
- Energy saving product
- Also designed for replacing wood burning fireplace