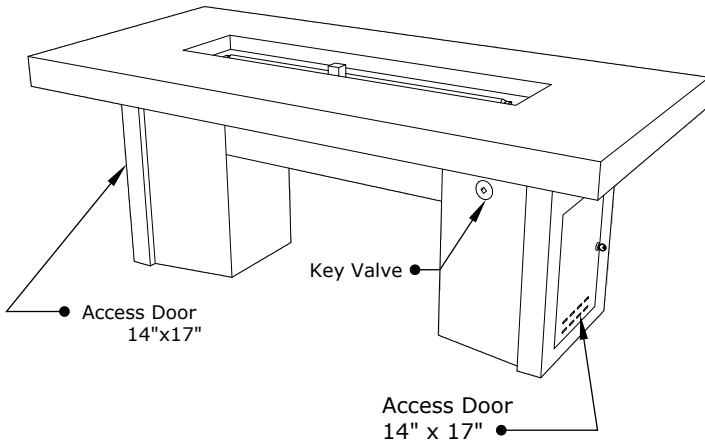
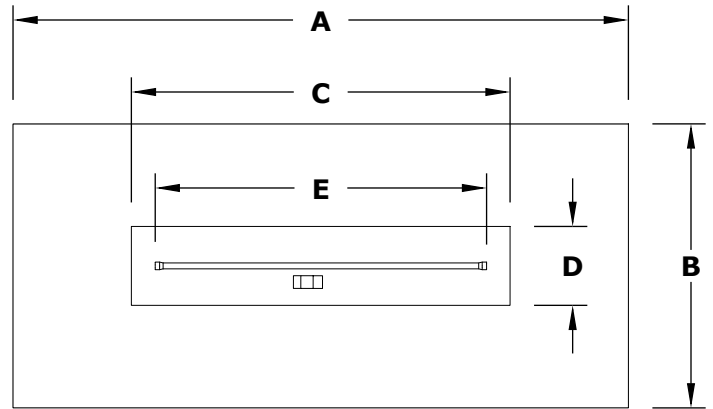


# ALAMEDA FIRE TABLE - BLACK & WHITE

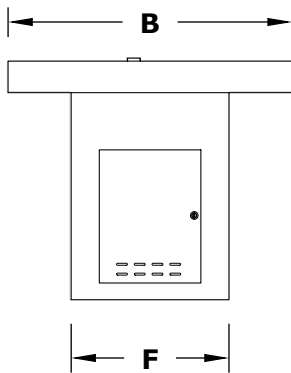
POWDER COAT



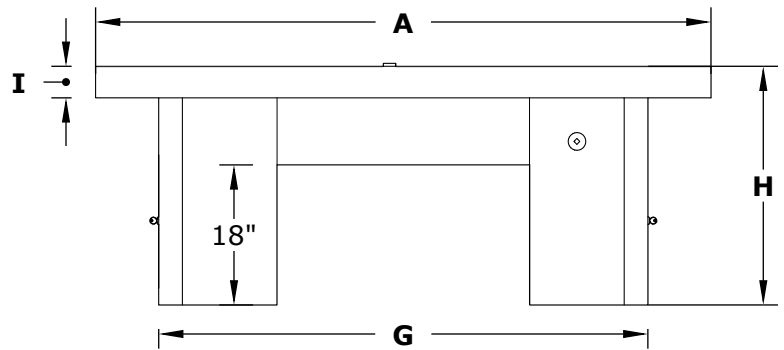
**ISOMETRIC VIEW**



**TOP VIEW**



**RIGHT SIDE VIEW**



**FRONT SIDE VIEW**

SKU	A	B	C	D	E	F	G	H	I	BTU
OPT-ALMPC48-BWC	48"	36"	24"	10"	18"	20"	38"	30"	2"	30,000
OPT-ALMPC60-BWC	60"	36"	30"	10"	24"	20"	50"	30"	2"	40,000
OPT-ALMPC78-BWC	78"	36"	48"	10"	42"	20"	62"	30"	2"	70,000

Fire Pit Material: Powder Coat  
 Pan Material: 304 Stainless Steel  
 Burner Material: 304 Stainless Steel  
 Standard 2" Depth on all pans  
**110V ELECTRONIC IGNITION**  
 ANSI Z21.97-(2017) / CSA 2.41-(2017)



Includes: Pan, Burner, Key Valve,  
 Whistle Free Hoses, Black Lava Rock.

Match Lit Unit Includes: Pan, Burner, Gas Orifice, Gas Hoses, Key Valve, Key,  
 110v Ignition Unit Includes: Pan, Burner, Gas Orifice, Gas Hoses, Key Valve, Key, Plug & Play Electronic Valve, Pilot Igniter.

*Proprietary & Confidential:* The information contained in this drawing is the sole property of **The Outdoor Plus**. Any reproduction or as a whole without written permission of **The Outdoor Plus** is prohibited.