

# Burner Collection

## 48" Burner



**Black**



### Included Accessories



**Lighting Rod**

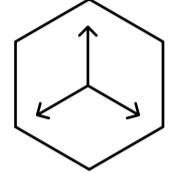
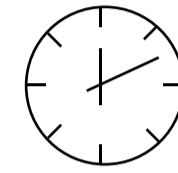
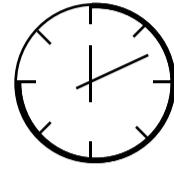
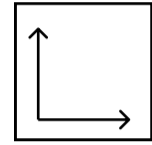
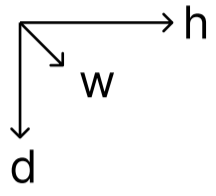


**Lighter**



**Funnel**

# Burner Collection 48" Burner



Dimensions H x W x D mm/in	Fuel Capacity	Heats on Average (indoors)	Fuel Consumption	Thermal Output Net (MAX)	Approx. Burn Time	Minimum Room Size (per burner)
112 x 1219 x 197 4.4 x 48.0 x 7.75	14.5L	Over 102m <sup>2</sup> [1,152 ft <sup>2</sup> ]	1.41L per hour	33,500 BTU/h 9.8 Kw	10.3 hours	250 sq. ft.

## Awards

2010 Winner Outdoor Hearth Products  
Vesta Awards

## Application

Indoor & Outdoor

## Burner Colour

Stainless Steel
  Black

## Materials

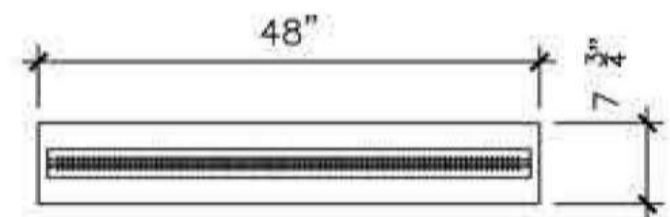
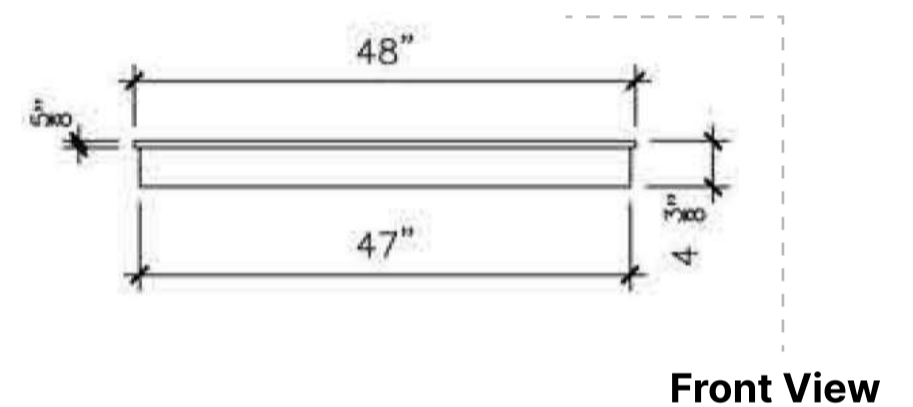
Grade 304 Stainless Steel Construction

## Approx. Weight

55 lbs

## Fuel Type

Bio Ethanol Fuel



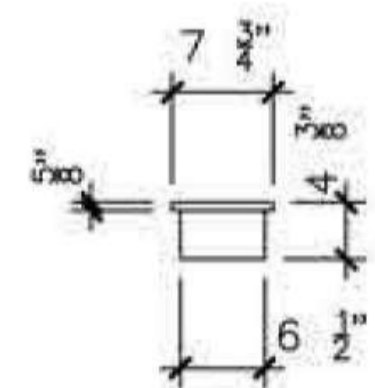
Top View

### Inserting within a firebox setting:

The Bio Flame 48" BURNER can only be fitted into a non-combustible firebox that has minimum clearances of 56"W x 20"H x 15"D.

### Custom made fireboxes must:

- Be made out of a non-combustible material such as stainless steel
- \*When recessing the tray into a non-combustible base with no firebox, the overhead clearance required is 60"MIN. to the nearest combustible\*



Side View



Lifetime Warranty

FOR MORE INFORMATION PLEASE REFERENCE THE CLEARANCE & INSTALLATION MANUAL

\*Dimensions may vary by 2% (plus or minus) due to material attributes. Template not provided. The Bio Flame recommends using the actual fireplace or burner model when making final cut out

