




Installation Instructions

-  RAW (brushed)
SH1010
-  hammercoat black
SH1012
-  custom finish
SH101C

