


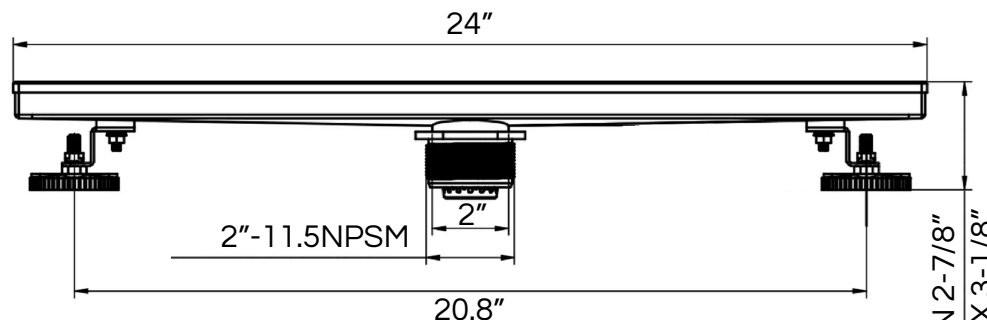




-  brushed LN24-BR
-  matte black LN24-MB




Universal Drain Base Included

**SPECIFICATIONS**

MATERIAL:	304 stainless steel
FEATURES:	flip drain panel for optional tile insert adjustable leveling feet threaded adapter hair strainer drain base included
WEIGHT:	5 lbs
PACKAGE DIMENSIONS:	L 26" x W 5" x H 4"
DELIVERY WEIGHT:	6 lbs

**MAINTENANCE & CARE**

BRUSHED:	Regularly apply stainless steel cleaner and rub in the direction of the grain, using a slightly abrasive sponge.
MATTE BLACK:	Regularly clean with soap water or alcohol. Do not use abrasives.



Flip drain panel and use as tile insert for an invisible shower drain