



# Calvus 01 Outdoor Shower

by LB OUTDOOR SHOWERS



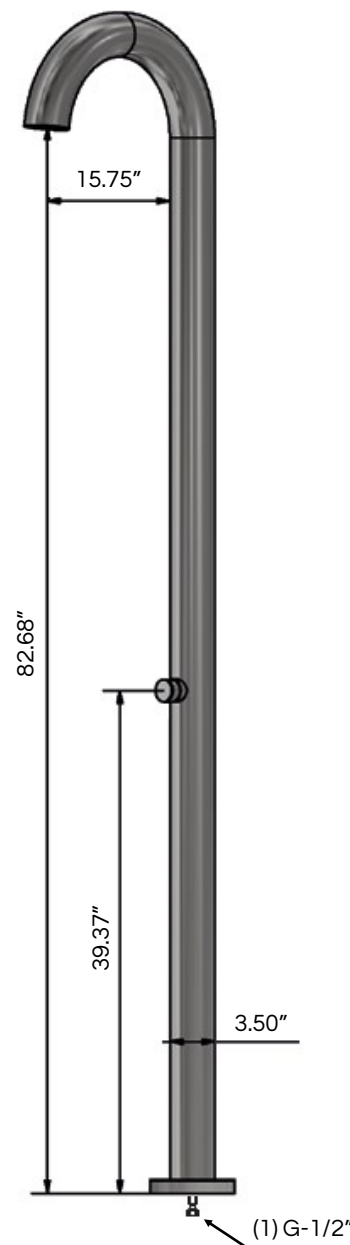
-  brushed  
**LBCA-01-BR**
-  structured black  
**LBCA-01-MB**

## SPECIFICATIONS

MATERIAL:	316 stainless steel
FEATURES:	volume control valve (cold or premixed water only)
OPTIONS:	concrete anchor bracket ( <b>LBMV-08</b> )
FLOW RATE at 40PSI:	3.2 GPM or restricted per <a href="#">local requirements</a>
WEIGHT:	32 lbs
PACKAGE DIMENSIONS:	L 95" x W 24" x H 9"
DELIVERY WEIGHT:	48 lbs
WARRANTY:	3-year limited warranty

## MAINTENANCE & CARE

BRUSHED:	Regularly apply stainless steel cleaner and rub in the direction of the grain, using a slightly abrasive sponge.
STRUCTURED BLACK:	Regularly clean with soap water or alcohol. Do not use abrasives.



*optional*  
Concrete Anchor Bracket  
**LBMV-08**  
sold separately

