



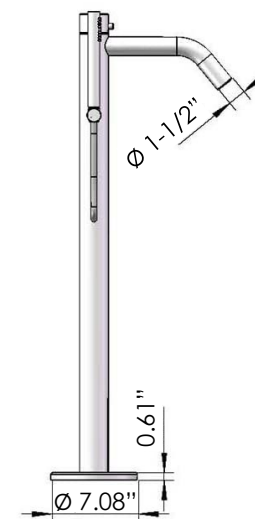
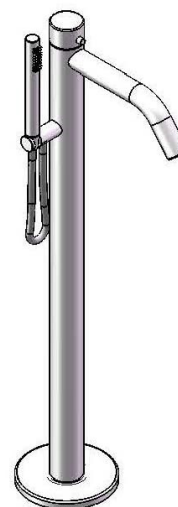
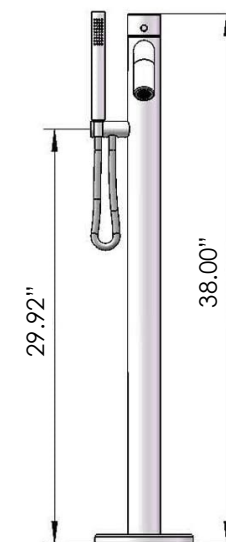
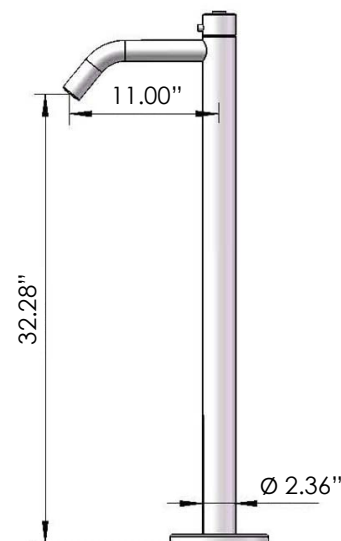
- brushed
STB1-BR
- matte black
STB1-MB

SPECIFICATIONS

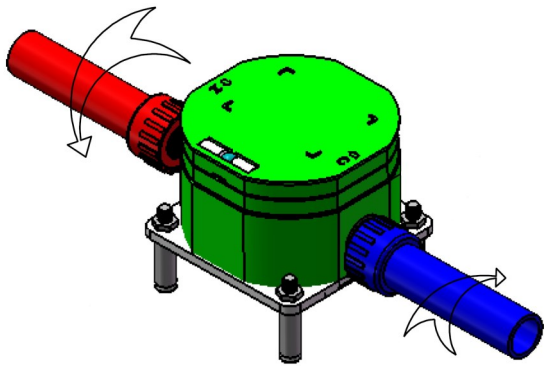
MATERIAL:	316 marine grade stainless steel
FEATURES:	two-way pressure balance valve hand shower built-in part for easy installation
WEIGHT:	18 lbs
PACKAGE DIMENSIONS:	L 44" x W 17" x H 11"
DELIVERY WEIGHT:	26 lbs

MAINTENANCE & CARE

BRUSHED:	Regularly apply stainless steel cleaner and rub in the direction of the grain, using a slightly abrasive sponge.
MATTE BLACK:	Regularly clean with soap water or alcohol. Do not use abrasives.



BUILT-IN PART FOR INSTALLATION



FLOOR INSTALLATION DETAIL

