

optibelt RB

RIBBED BELTS



The **optibelt RB** ribbed belt combines the high flexibility of flat belts with the high performance of V-belts. The V-shaped parallel ribs are made from a wear-resistant rubber compound. The high strength tension cord is designed for the many applications of the ribbed belt.

It is embedded in a rubber adhesive mixture and covers the entire width of the ribbed belt. Fibre-reinforced, wear-resistant rubber compounds ensure quiet operation, oil and heat resistance and a long belt life.

The small minimum pulley diameters meet the requirements of drives with high speed ratios as well as the demands of slow running drives.

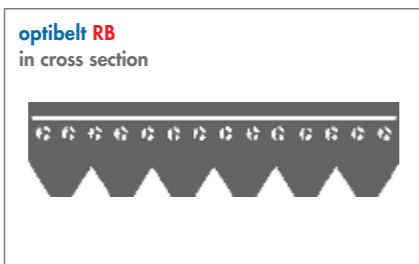
Advantages and Characteristics

- very good dynamic power transmission capability
- good coefficient of friction and high performance
- low vibration and noise
- withstands shock loads and short-term overload
- high belt speeds are possible
- can be used with back bend idlers, e.g. in serpentine drives

Profiles and Belt Length Ranges

PH	698 – 2155 mm
PJ	280 – 2489 mm
PK	630 – 2845 mm
PL	954 – 6096 mm
PM	2286 – 15266 mm


Other dimensions on request



RIBBED BELT PULLEYS
all standard pulleys,
special pulleys on request

optibelt ERB

ELASTIC RIBBED BELTS



Elastic ribbed belt profiles EPH and EPJ consist of a superstructure, an elastic tension cord and a base compound.

The superstructure is made from a fibre-reinforced rubber mixture. The fibres are laid perpendicular to the direction of belt travel and stabilise the belt during dynamic operation.

The tension cord is a high modulus polyamide material embedded in a rubber compound and covers the entire width of the ribbed belt. The rib compound is characterised by high wear resistance and damping properties.

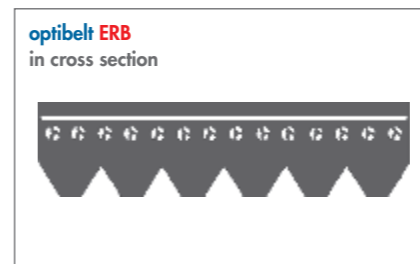
Advantages and Characteristics

- assembly is possible on fixed centres with no need for adjustment for belt tensioning
- easy assembly on the production line
- only one belt length may be usable for different drive configurations
- good shock load resistance due to high elasticity of belt
- maintenance-free
- easy assembly in service areas

Profiles and Belt Length Ranges

EPH	698 – 2155 mm
EPJ	280 – 2489 mm

Other sizes available on request



RIBBED BELT PULLEYS
standard range,
special pulleys on request