

# VALYÖU

## Mentsu Lamp

MCP-TL304

HOW TO PUT TOGETHER

# Product Installation Instructions

Model:

MCP-TL304

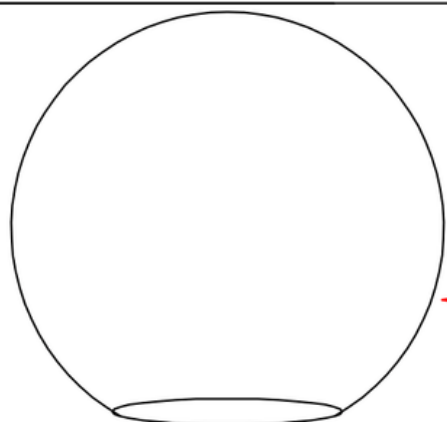
light  
source:

E27 LED

Specifications:

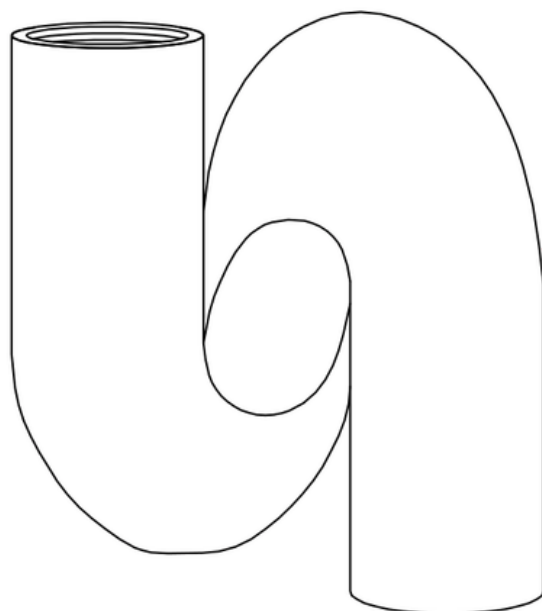
260\*400

region:




Glass cover

360°



Resin seat

Complete the rendering



## Installation Notes



## warning

- 1: This lamp is suitable for 220V-240V power supply, 50HZ.
  - 2: Please wear gloves when installing.
  - 3: Don't install it on the dry ceiling. It should be ventilated and dry.
  - 4: Lamps shall not be close to corrosive chemicals and gases containing acids and alkalis.
- Do not wash with water, only clean soft cloth wipe
- 5: Each component shall be installed by professional electrician in sequence with reference to assembly sketch.
- Adjust the lampshade.
- 6: When cleaning lamps and bulbs, power should be cut off.

**MANUFACTURED BY**  
**VALYOU FURNITURE® HONOLULU, HAWAII**

**CUSTOMER SERVICE:**  
**SERVICIE@VALYOUFURNITURE.COM**

**FOLLOW US:**  
**@VALYOU FURNITURE**

