

VALYÖU

Fumiko Lamp

MCP-TL497

HOW TO PUT TOGETHER

Product Installation Instructions

Model:

MCP-TL497

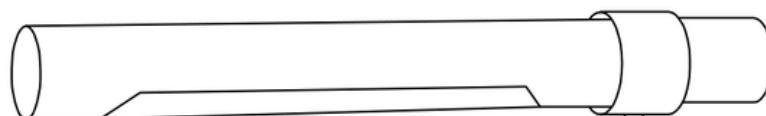
light
source:

LED

Specifications:

420*600


region:



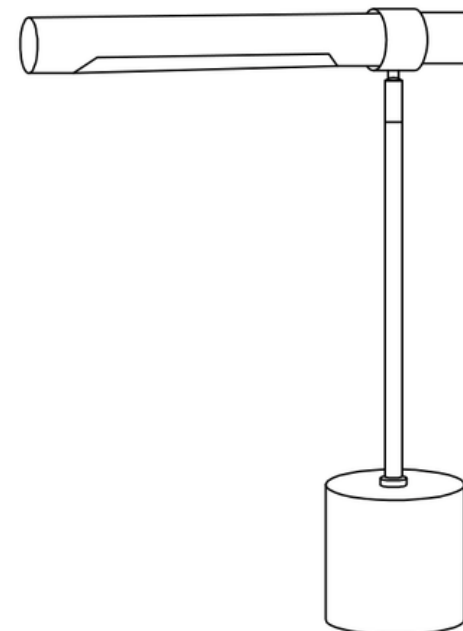
Hardware cover

Hardware rod

Hardware Block



Complete the rendering



Installation Notes



warning

- 1: This lamp is suitable for 220V-240V power supply, 50HZ.
 - 2: Please wear gloves when installing.
 - 3: Don't install it on the dry ceiling. It should be ventilated and dry.
 - 4: Lamps shall not be close to corrosive chemicals and gases containing acids and alkalis.
- Do not wash with water, only clean soft cloth wipe
- 5: Each component shall be installed by professional electrician in sequence with reference to assembly sketch.
- Adjust the lampshade.
- 6: When cleaning lamps and bulbs, power should be cut off.

MANUFACTURED BY
VALYOU FURNITURE® HONOLULU, HAWAII

CUSTOMER SERVICE:
SERVICIE@VALYOUFURNITURE.COM

FOLLOW US:
@VALYOU FURNITURE

