

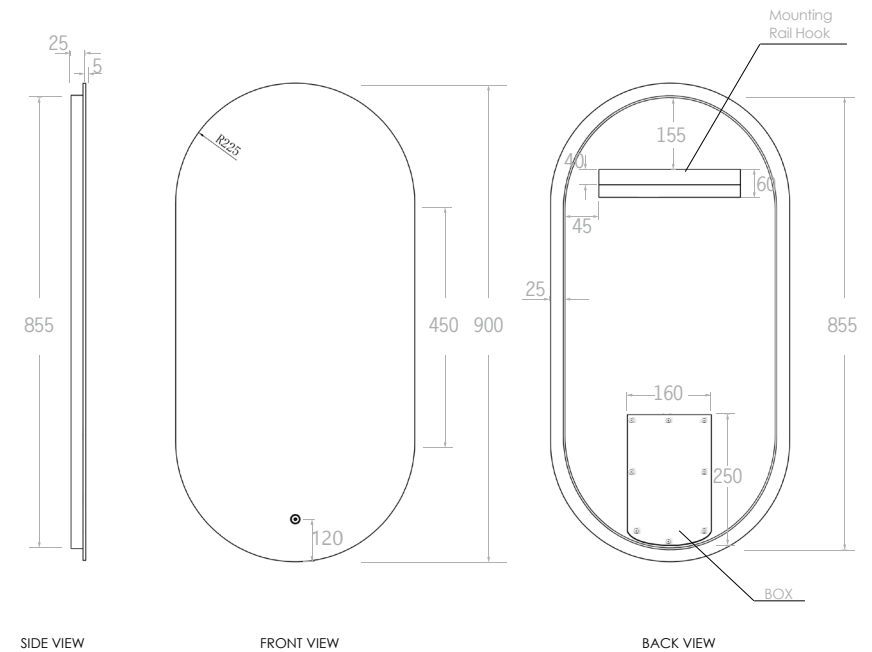

# NOOSA

## LED OVAL MIRROR

### 900 MM

#### FEATURES

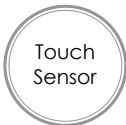
Product Code	LED-OV9045
Construction	Anti-fog +5mm Pencil Edge
Mounting	Wall mounted with cleats - vertically
Functions	Touch control sensor on/off on facing
Lighting	Back Lit, 6000K LED light strip, Up to 50,000 hrs
Wiring	Hardwired
Wattage	40W
Voltage	170-265V
IP Rating	IP44
Compliance	SGS Approved



#### Specification

Mirror must be installed by licensed electrician in accordance with local regulations and standards.

1. Prepare electrical hardwire connection and switch in early stage of your renovation.
2. Remove all packaging
3. Using the cleat to hang the mirror, measure height from the floor of where you would like to mirror to be hung from.
4. Taking the cleat mark out the fixing points.
5. Using the screws and plugs, install into wall.
6. Licensed electrician to connect hardwiring.
7. Mount mirror onto cleat and ensure cleat is fixed and mirror is secure.-



While we aim to ensure specifications are correct at the time of publication, OTTI reserves the right to make modifications without prior notice. Physical colour may vary from image shown.

All measurements are shown in millimetres, Always use physical product measurements for mark-ups and roughing-in as the technical drawing may differ from actual product received.