

**496L bottom freezer refrigerator, dark stainless steel with pole handles, manual humidity-controlled crisper, 5-star energy rating, SpillSafe glass shelves, telescopic runners on the freezer drawers & FlexStor adjustable door bins**



## Product Details

### FEATURES

---

Flat Door Design	Pole Handles	Full-width humidity controlled crisper bin	Spillsafe™ glass shelves
FamilySafe™ lockable compartment	Twist Ice & Serve Dispenser	Fingerprint Resistant Real Stainless Steel	LED lighting
Blue feature lighting	External electronic controls	Quick chill function	Temperature sensor
Multi-flow air delivery system	More environmentally friendly refrigerant (R600a)	Frost free	Service mode with diagnostics feature
Door alarm	Egg tray	Rear rollers	Adjustable front rollers
Hidden hinges			

---

### BENEFITS

---

**Understanding new capacity and energy ratings**  
From the 15th August 2021, the way refrigerators are tested to calculate Energy Star Ratings and energy consumption have changed. This means that the capacity and energy rating calculations have changed, however the product remains unchanged. Be sure to check all new ratings to ensure that your comparisons are consistent with the new standards.

**Stylish Design**  
Crafted with ultra-modern flat doors, elegant handle options and your choice of Dark or Natural Real Stainless Steel or white your fridge will be the centrepiece of your kitchen. (Options vary by model)

---

#### Energy Efficiency

Our range has been designed to be energy efficient\*, reducing your electricity usage. (Energy ratings and running costs vary by model) \*Designed to meet MEPS AS/NZS4474.

#### FreshSeal Crispers

Our FreshSeal Crispers have advanced seals, and with humidity control you get better flexibility to look after your food the right way. Our seals assist in preventing moisture loss, while the humidity control lets you provide a better environment for fresher tasting food.

---

#### FlexStor Adjustable Door Bins

When life gets busy, flexibility is a life saver. That's why Westinghouse created the FlexStor system. The adjustable door bins allow for quick and easy adjustment whenever or however you need it. We make it easy to do more with your fridge.

#### SpillSafe™ Glass Shelves

Spills happen, but when they do, the world doesn't have to end. The Westinghouse SpillSafe™ glass shelves help with the mess by containing the spilt liquid to one shelf, so you have less to clean.

---

#### Easy-Glide Telescopic Runners

You don't know it yet but you'll love the easy glide telescopic runners in our freezers. They're easy to open and close and when fully extended provide superior access to your frozen foods. No matter how much food you have stored, they'll always run smoothly.

---

# Specifications

## PRODUCT PROFILE

Domestic warranty details (yrs)	2
Additional domestic warranty for the sealed refrigeration system only (yrs)	3
Refrigerator Type	bottom mount
Exterior door finish	dark stainless steel
Handle design	bar handle
Fridge door opening	left or right
Cooling system	frost free
Refrigerant	R600a
Compressor	Inverter

## DIMENSIONS

Total height (mm)	1725
Cabinet height (mm)	1718
Total width (mm)	796
Cabinet width (mm)	790
Total depth (mm)	769
Cabinet depth (mm)	641
Depth door open 90degree (mm)	1457
Food Compartment Capacity (L) - AS/NZS 4474.1 2007 (IEC 62552-2015) *	351
Freezer Compartment Capacity (L) - AS/NZS 4474.1 2007 (IEC 62552-2015) *	145
Total Capacity (L) - AS/NZS 4474.1 2007 (IEC 62552-2015) *	496
Food compartment capacity (gross in litres)	361

## ENERGY

---

Energy Star Rating - AS/NZS 4474.1 2007 (IEC 62552- 2015) *	5
---	---

---

Energy Consumption (kWh/year) - AS/NZS 4474.1 2007 (IEC 62552- 2015) *	309
--	-----

---

Energy Star Rating AS/NZS 4474.2:2009	4.5
---------------------------------------	-----

---

Energy consumption AS/NZS 4474.2:2009 (kWh/yr)	324
--	-----

---

## FOOD COMPARTMENT

---

### SHELVING

---

## DIMENSIONS

---

Freezer compartment capacity (gross in litres)	167
--	-----

---

Total Gross Capacity (L)	528
--------------------------	-----

---

Food compartment capacity (net in litres)	348
---	-----

---

Total Net Capacity (L)	490
------------------------	-----

---

## REFRIGERATOR SYSTEM

---

Controls	electronic (without display)
----------	------------------------------

---

Controls location	external
-------------------	----------

---

Controls type	touch
---------------	-------

---

Control functions	quick freeze function
-------------------	-----------------------

---

Door alarm	fridge
------------	--------

---

## CRISPERS

---

Crisper lid/shelf	glass
-------------------	-------

---

---

Shelf material	glass
----------------	-------

---

Type of shelf	spill safe shelf,adjustable shelf
---------------	-----------------------------------

---

---

Crispers Runner system	suspended
------------------------	-----------

---

Full width crisper	1
--------------------	---

---

Crisper features	humidity controlled
------------------	---------------------

---

## LIGHTING

---

Feature lighting	blue LED
------------------	----------

---

Main light	LED
------------	-----

---

## FOOD COMPARTMENT DOOR

---

### BINS

---

Deep bottle bin	1
-----------------	---

---

Shallow bin	1
-------------	---

---

## SPECIAL COMPARTMENTS

---

Family Safe lockable compartment	1
----------------------------------	---

---

## OTHER PROPERTIES

---

Seals	removable,mould resistant
-------	---------------------------

---

## FREEZER COMPARTMENT

---

### ICE FACILITY

---

Twist ice and serve	2
---------------------	---

---

### BASKET/DRAWER

---

Full width freezer drawer	2
---------------------------	---

---

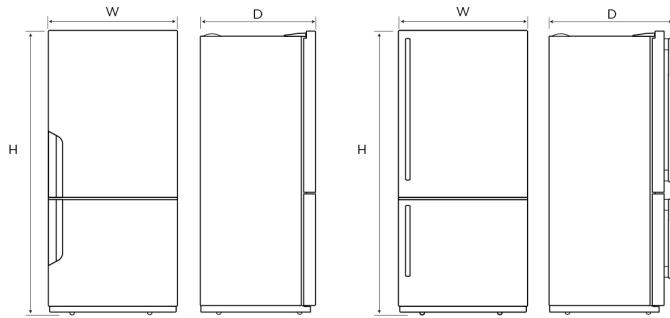
3/4 width freezer drawer	1
--------------------------	---

---

Basket/Drawer runner system	telescopic
-----------------------------	------------

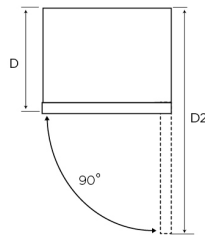
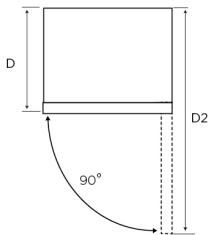
---

## Dimensions

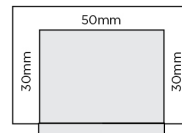
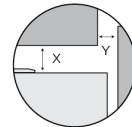


WBE5300BC/ SC/ WC  
WBE4500BC/ SC/ WC

WBE5304BC/ SC  
WBE4504BC/ SC

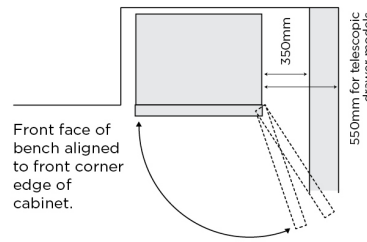


### Minimum Recommended Airspaces



If you have a cupboard above the refrigerator with a rear gap of less than 100mm (Y), recommended minimum clearance at the top of the refrigerator increases from 30mm to 70mm (X).

**Please note:** Doors are designed to sit proud of cabinetry (not flush).



Front face of bench aligned to front corner edge of cabinet.

When positioned in a corner area, clearance of at least 350mm on the hinge side will allow the doors to open enough to enable the removal of bins and shelves. This required clearance increases to 550mm for those models with telescopic extension slide-out bins.

Dimensions	Product Height (H)	Product Width (W)	Product Depth (D)	Product Depth (Door Open) (D2)
WBE5300BC/ SC/ WC	1725	796	723	1457
WBE5304BC/ SC	1725	796	769	1457
WBE4500BC/ SC/ WC	1725	699	723	1360
WBE4504BC/ SC	1725	699	769	1360

Airspace	Side - both	Top	Behind
WBE5300BC/ SC/ WC	30	50	50
WBE5304BC/ SC	30	50	50
WBE4500BC/ SC/ WC	30	50	50
WBE4504BC/ SC	30	50	50

### IMPORTANT

These dimensions are a guide only. All measurements are in millimetres (mm). For complete installation instructions, refer to the manual provided with product.  
© 2021 Electrolux Home Products Pty Ltd. ABN 51 004 762 341. W\_DIM\_LBM\_Oct21

# Terms and Conditions

## IMPORTANT

This is a guide of product dimensions only. For complete installation instructions, refer to the manual provided with product.

## PRODUCT INFORMATION

The descriptors and illustrations in this publication apply to the specific products and models described as at the date of issue. Under our policy of continuous product development, product specifications may change without notice. Prospective purchasers should therefore check with their retailer to ensure this publication correctly describes the products that are being offered for sale. All information supplied is to be used for general reference purposes only and is on the understanding that Electrolux Home Products Pty Ltd (Australia) and Electrolux (NZ) Ltd (New Zealand) will not be liable for any loss, liability or damage of whatever kind arising as a result of reliance on such information. Colours of products illustrated are as close as printing limitations allow. Electrolux will at all times comply with its obligations pursuant to law including Trade Practices (Australian Consumer Law) Act and Regulations.

## WARRANTY

This warranty only applies to Appliances purchased and used in Australia or New Zealand and used in normal domestic applications and is in addition to (and does not exclude, restrict, or modify in any way) any non-excludable statutory warranties in Australia or New Zealand. All warranties are subject to the conditions set out in the warranty card accompanying the product when purchased.

### ELECTROLUX HOME PRODUCTS AUSTRALIA

telephone: 1300 363 640

fax: 1800 350 067

email: [customercare@electrolux.com.au](mailto:customercare@electrolux.com.au)

web: [www.electrolux.com.au](http://www.electrolux.com.au)

### ELECTROLUX HOME PRODUCTS NEW ZEALAND

telephone: 09 573 2230

fax: 09 573 2221

email: [customercare@electrolux.co.nz](mailto:customercare@electrolux.co.nz)

web: [www.electrolux.co.nz](http://www.electrolux.co.nz)