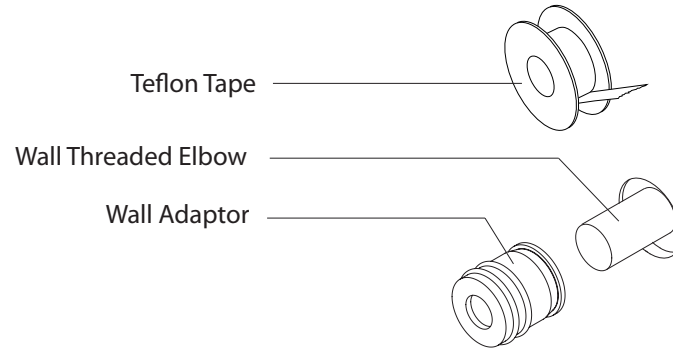


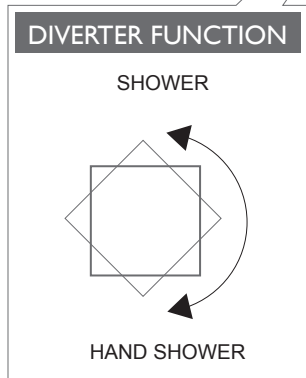
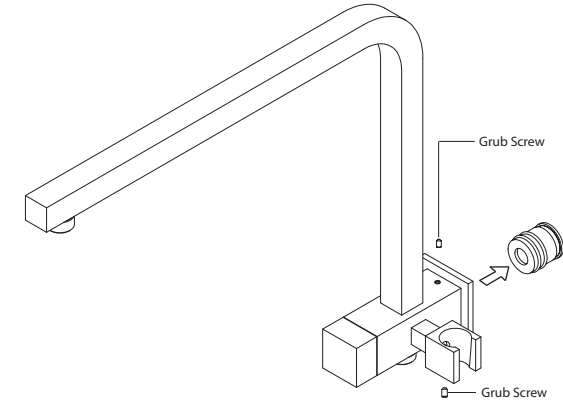
1

Apply Teflon Tape to Wall Threaded Elbow.
Screw Wall Adaptor onto Wall Threaded Elbow.
Tighten firmly up to tiled surface.



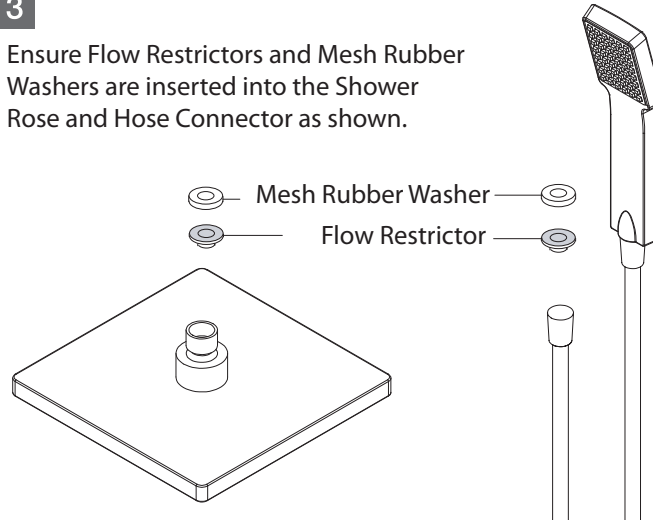
2

Push Shower Arm Assembly onto
Wall Adaptor.
Tighten 2x Grub Screws firmly



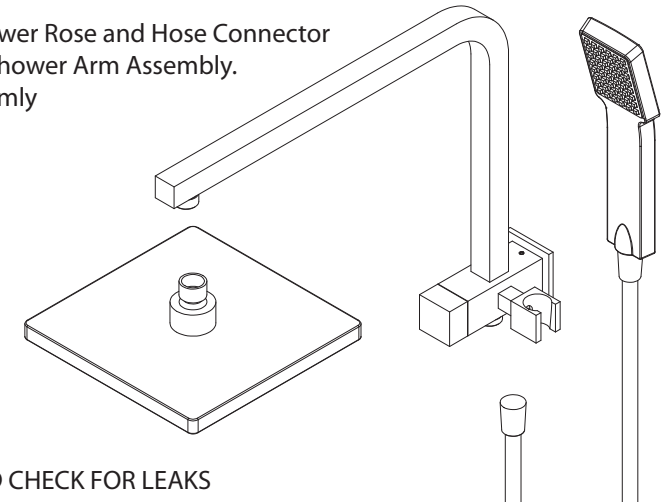
3

Ensure Flow Restrictors and Mesh Rubber Washers are inserted into the Shower Rose and Hose Connector as shown.



4

Screw Shower Rose and Hose Connector
onto the Shower Arm Assembly.
Tighten firmly



TEST AND CHECK FOR LEAKS



recommended
working pressure
**150-500
KPa**



maximum hot
water temperature
**75
degrees**

NOTE:

- If the pressure exceeds or is likely to exceed 550kpa, an approved pressure limiting device must be installed.
 - Flush out all pipe work prior to installation.
 - If the water temperature exceeds 75°C, an approved tempering valve must be fitted.
 - Installation should comply with Australian standard AS3500.1 or relevant local authority requirements.
- Showers may not be suitable for use within:
- Gravity-fed water systems
 - Some instantaneous hot water systems; or

- Pressure supply less than 150kPa;
- NOTE: The 500kPa maximum water supply pressure does not apply to fire service outlets.

Failure to comply with the above may void all warranties.

WARRANTY:

Please refer to the full warranty statement enclosed with the product before installing. Or visit www.phoenixtapware.com.au to download a copy.

MAINTENANCE AND CARE:

- Products should be cleaned with mild liquid detergent or soap and water.
- Do not use cream cleaners or citrus based cleaning products, as they are abrasive.
- Use of unsuitable cleaning agents may damage the surface. Any damage caused in this way will not be covered by warranty.

DISCLAIMER:

While we aim to ensure the specifications shown are correct at the time of printing, Phoenix Tapware reserves the right to make modifications without prior notice. Always use the physical product measurements for mark-ups and roughing-in as the line drawing shown may differ from the actual product over time.

*All measurements are shown in millimeters.