

DWAU6314X2



Product Family	Dishwashers
Commercial width	60 cm
Commercial height	82 cm
Installation	Under counter built-in
N° baskets	3, Flexi
Motor	Single phase
EAN code	8017709278670



Programs / Functions



N. of programmes	5+5 quick programmes	ECO Quick	Yes
Washing temperatures	38, 50, 55, 65, 70 °C	Delicate and Quick	Yes
Soak	Yes	Daily Quick	Yes
Rapid 27'	Yes	Strong and fast	Yes
ECO	Yes	Intensive 65°	Yes
Ultraclean	Yes	Normal ECO	Yes

Options



Delay timer option	3-6-9-12 hours	Options for tabs	Yes
1/2 load FlexiZone option	Yes	FlexiTabs	Yes
		Quick Time option	Yes

Baskets



Basket colour	Grey	Lower Basket	With 4 foldable racks
Basket components colour	Grey	Lower basket with anti-drip inserts	Yes
Handle	In plastic with stainless steel insert on upper and lower basket	Largest loadable dish in lower basket	30,0 cm
Upper Basket	With central fixed racks	Colour Inner Components	Blue

Height adjustment of the upper basket	On three levels	Cutlery basket	13 place settings sliding
Largest loadable dish in upper basket	19,0 cm		

Technical Features



Width (mm)	598 mm	Drying system	Natural condenser drying
Depth (mm)	570 mm	Steam protection	In plastic
Product Height (mm)	818 mm	Child safety system (door lock)	Yes
Controls	Electronic	Tube material	Stainless steel
Programme graphics	Symbols	Filter	Stainless steel
On/off indicator	Yes	Concealed heating element	Yes
Rinse aid indicator	Light	Hinges	Self balancing with fixed hinges
Progress indicator	Yes	Min. and max plinth height	100 - 170 mm
End of cycle indicator	Led on display, with acoustic signal	Adjustable feet	7cm, from 820 to 890 mm
Washing system	Orbital	Additional gaskets	Yes, with stainless steel plate
Third spray arm	Single	Back cover	Yes
Flood protection system	Total Acquastop	Depth of dishwasher with open door (mm)	1146
Water supply	Single; cold/hot water max. 60°C - energysave with hot water up to 35%	Adjustable plinth	By height and depth
Max water hardness	100°fH;58°dH	Top cover	In plastic

Electrical Connection

Plug	(I) Australia	Frequency (Hz)	50 Hz
Connected power	1800 W	Type of connection	Single-phase
Current	10 A	Power supply cable length	140 cm
Voltage	220-240 V		

Not included accessories

KITPL60FABB



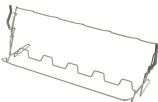
Toe kick Kit in White colour with adjustable height. Can be fitted over all the fully integrated and underbench models with Fixed Fulcrum. Can be installed also on the models with variable fulcrum or flexifit hinges.

KITPL60FABN



Toe kick Kit in Black colour with adjustable height. Can be fitted over all the fully integrated and underbench models with Fixed Fulcrum. Can be installed also on the models with variable fulcrum or flexifit hinges.

KITGH



Kit glass holder. It has to be fitted on the first basket but only if there are foldable racks

KITPL60FABX


















Toe kick Kit in Stainless Steel with adjustable height. Can be fitted over all the fully integrated and underbench models with Fixed Fulcrum. Can be installed also on the models with variable fulcrum or flexifit hinges.

KITPLV2



Kit extension for dishwasher and washing machine: lenght mt. 2

Symbols glossary (TT)

 <p>Anti-drip: Some models of dishwashers are equipped with special polymer nozzles anti-drip, that improve the process of drying.</p>	 <p>Child lock: some models are fitted with a device to lock the programme/cycle so it cannot be accidentally changed.</p>
 <p>COMM_HEIGHT_82_72dpi</p>	 <p>Delay Timer: The delay timer can postpone the start of the program by up to 24 hours.</p>
 <p>Flexitabs: Flexitabs adjusts the wash cycle to give the best possible results regardless of the type of detergent used.</p>	 <p>FlexiZone: The ½ load flexizone allows you to wash a reduced load saving energy, water and time and there are no restrictions on where the items are placed.</p>
 <p>Noise Level: Excellent insulation and special devices keep noise to a minimum.</p>	 <p>Orbital wash system distributes water evenly throughout the 60cm dishwasher cavity, directing water with precision to ensure an excellent wash.</p>
 <p>Daily Quick: The daily program is suitable for quick daily washing of dishes.</p>	 <p>Delicate Quick: Program Delicate Quick is suitable for quick washing of delicate dishes.</p>
 <p>Eco: Eco, this economic wash programme uses a low amount of water and energy in order to provide the most environmentally friendly cleaning option.</p>	 <p>Eco: Eco, this economic wash programme uses a low amount of water and energy in order to provide the most environmentally friendly cleaning option.</p>
 <p>Soak programme: The soak programme provides a rinse to prevent dirt from drying.</p>	 <p>Strong&Fast: This special programme takes less than 1 hour to eliminate the most stubborn dirt and dried on residues.</p>
 <p>The symbols show the number of plate settings of the dishwasher.</p>	 <p>Total Acquastop: In addition to the partial Acquastop protection present in all Smeg dishwashers, some models have an electronic device fitted to the water intake hose, which monitors water levels in the machine, detects leaks in the hose and switches off the water supply immediately when necessary.</p>
 <p>System WaterSave ensures the best washing results with minimal water consumption depending on the model of dishwasher.</p>	