

# DWAI6315XT3



<b>Product Family</b>	Dishwashers
<b>Commercial width</b>	60 cm
<b>Commercial height</b>	86 cm
<b>Installation</b>	Partially-integrated built-in
<b>Kitchen panel</b>	Not supplied
<b>N° baskets</b>	3, Flexi
<b>Motor</b>	Single phase
<b>EAN code</b>	8017709297145



## Programs / Functions



<b>N. of programmes</b>	5+5 quick programmes	<b>Delicate and Quick</b>	Yes
<b>Washing temperatures</b>	38, 45, 50, 65, 70 °C	<b>Daily Quick</b>	Yes
<b>Soak</b>	Yes	<b>Auto 60-70</b>	Yes
<b>Rapid 27'</b>	Yes	<b>Strong and fast</b>	Yes
<b>Ultraclean</b>	Yes	<b>Regular</b>	Yes
<b>Regular Quick</b>	Yes	<b>Normal ECO</b>	Yes

## Options



<b>Enersave option</b>	Yes	<b>Options for tabs</b>	Yes
<b>Delay timer option</b>	Up to 24 hours	<b>FlexiTabs</b>	
<b>1/2 load FlexiZone option</b>	Yes	<b>Quick Time option</b>	Yes

## Baskets



<b>Basket colour</b>	Grey	<b>Largest loadable dish in upper basket</b>	18,0 cm
<b>Basket components colour</b>	Grey	<b>Lower Basket</b>	With completely foldable racks and glass holder
<b>Handle</b>	In plastic with stainless steel insert on upper and lower basket	<b>Lower basket with anti-drip inserts</b>	Yes

<b>Upper Basket</b>	With central fixed racks	<b>Largest loadable dish in lower basket</b>	35,0 cm
<b>Height adjustment of the upper basket</b>	On three levels	<b>Colour Inner Components</b>	Blue
<b>Upper basket with EasyGlide System</b>	Yes	<b>Cutlery basket</b>	13 place settings sliding

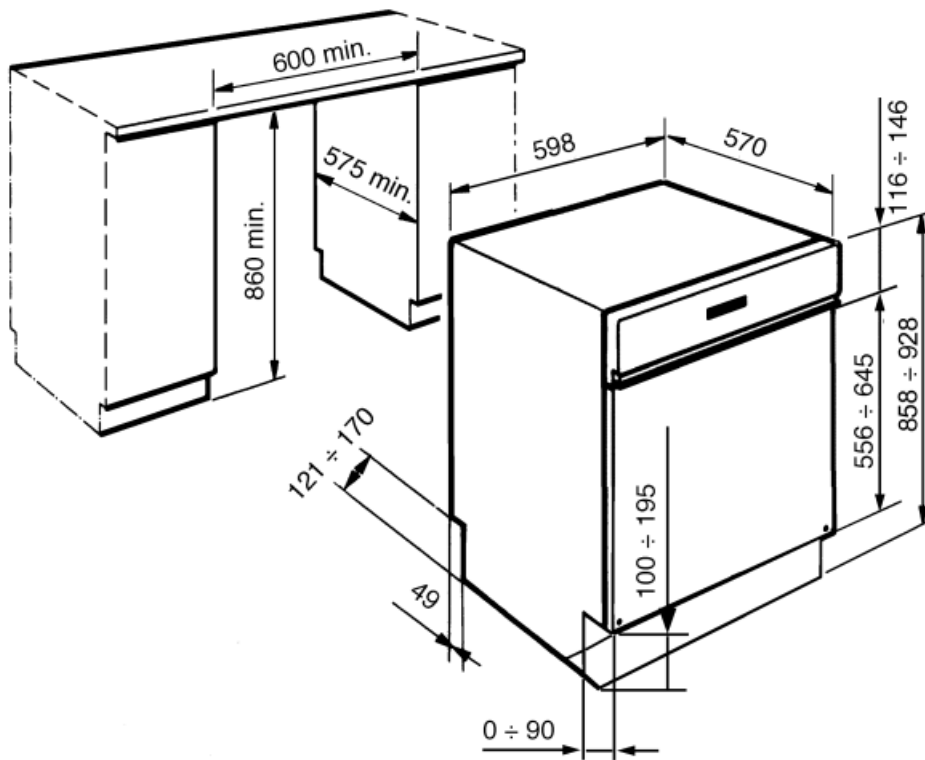
## Technical Features



<b>Width (mm)</b>	598 mm	<b>Max water hardness</b>	100°fH;58°dH
<b>Depth (mm)</b>	547 mm	<b>Drying system</b>	Natural condenser drying, with EnerSave automatic door opening system at the end of the cycle
<b>Display type</b>	LED (external)	<b>Steam protection</b>	In plastic
<b>Product Height (mm)</b>	858 mm	<b>Child safety system (door lock)</b>	Yes
<b>Controls</b>	Electronic	<b>Tub material</b>	Stainless steel
<b>Display</b>	Delayed start, Programme time indicator, Time to end indication	<b>Filter</b>	Stainless steel
<b>Programme graphics</b>	Symbols	<b>Concealed heating element</b>	Yes
<b>Salt light indicator</b>	Light	<b>Hinges</b>	Self balancing with variable hinges
<b>Rinse aid indicator</b>	Light	<b>Min. and max plinth height</b>	100 - 215 mm
<b>Progress indicator</b>	Yes	<b>Adjustable feet</b>	7cm, from 860 to 930 mm
<b>End of cycle indicator</b>	On display, with acoustic signal	<b>Additional gaskets</b>	Yes, with stainless steel plate
<b>Washing system</b>	Orbital	<b>Back cover</b>	Yes
<b>Third spray arm</b>	Single	<b>Depth of dishwasher with open door (mm)</b>	1146
<b>Turbidity sensor Aquatest</b>	Yes	<b>Back feet adjustable from front</b>	Yes
<b>Flood protection system</b>	Total Acquastop	<b>Removable top</b>	Yes, with optional KIT
<b>Water supply</b>	Single; cold/hot water max. 60°C - energysave with hot water up to 35%		

## Electrical Connection

<b>Plug</b>	(I) Australia	<b>Frequency (Hz)</b>	50 Hz
<b>Connected power</b>	1800 W	<b>Type of connection</b>	Single-phase
<b>Current</b>	10 A	<b>Power supply cable length</b>	140 cm
<b>Voltage</b>	220-240 V		



## Not included accessories



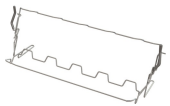
### KITPL60N

Toekick Kit in Black colour with adjustable height and deepness. Can be installed over all the fully integrated and underbench models with variable fulcrum or flexifit hinges.



### KITPL60B

Toekick Kit in White colour with adjustable height and deepness. Can be installed over all the fully integrated and underbench models with variable fulcrum or flexifit hinges.



### KITGH

Kit glass holder. It has to be fitted on the first basket but only if there are foldable racks



### KITPL60X





















Toekick Kit in Stainless Steel with adjustable height and deepness. Can be fitted over all the fully integrated and underbench models with variable fulcrum or flexifit hinges.



### KITPLV2

Kit extension for dishwasher and washing machine: lenght mt. 2

## Symbols glossary (TT)

	Aquatest measures the clarity of the water during an auto program, and automatically ensures the minimum consumption of water and energy.		Anti-drip: Some models of dishwashers are equipped with special polymer nozzles anti-drip, that improve the process of drying.
	Child lock: some models are fitted with a device to lock the programme/cycle so it cannot be accidentally changed.		COMM_HEIGHT_86_72dpi
	Delay Timer: The delay timer can postpone the start of the program by up to 24 hours.		LED display: to show programmes, functions and options selected and the time to the end of the cycle.
	EasyGlide: Convenient EasyGlide system for easy unloading of the appliance that allows reaching maximum flexibility of load of the machine.		Flexitabs: Flexitabs adjusts the wash cycle to give the best possible results regardless of the type of detergent used.
	FlexiZone: The 1/2 load flexizone allows you to wash a reduced load saving energy, water and time and there are no restrictions on where the items are placed.		Noise Level: Excellent insulation and special devices keep noise to a minimum.
	Orbital wash system distributes water evenly throughout the 60cm dishwasher cavity, directing water with precision to ensure an excellent wash.		Auto 60° - 70°: The auto program regulates the length of a cycle depending on the need for a pre-wash and the number of rinses required.
	Daily Quick: The daily program is suitable for quick daily washing of dishes.		Delicate Quick: Program Delicate Quick is suitable for quick washing of delicate dishes.
	Eco: Eco, this economic wash programme uses a low amount of water and energy in order to provide the most environmentally friendly cleaning option.		Soak programme: The soak programme provides a rinse to prevent dirt from drying.
	Strong&Fast: This special programme takes less than 1 hour to eliminate the most stubborn dirt and dried on residues.		The symbols show the number of plate settings of the dishwasher.
	Total Acquastop: In addition to the partial Acquastop protection present in all Smeg dishwashers, some models have an electronic device fitted to the water intake hose, which monitors water levels in the machine, detects leaks in the hose and switches off the water supply immediately when necessary.		...