

DWA6314W2

| | |
|-------------------|---------------|
| Product Family | Dishwashers |
| Commercial width | 60 cm |
| Commercial height | 85 cm |
| Installation | Free-standing |
| N° baskets | 3, Flexi |
| Motor | Single phase |
| EAN code | 8017709278830 |



Programs / Functions



| | | | |
|----------------------|-----------------------|--------------------|-----|
| N. of programmes | 5+5 quick programmes | ECO Quick | Yes |
| Washing temperatures | 38, 45, 50, 65, 70 °C | Delicate and Quick | Yes |
| Soak | Yes | Daily Quick | Yes |
| Rapid 27' | Yes | Strong and fast | Yes |
| ECO | Yes | Intensive 65° | Yes |
| Ultraclean | Yes | Normal ECO | Yes |

Options



| | | | |
|---------------------------|----------------|-------------------|-----|
| Delay timer option | 3-6-9-12 hours | Options for tabs | Yes |
| 1/2 load FlexiZone option | Yes | FlexiTabs | Yes |
| | | Quick Time option | Yes |

Baskets



| | | | |
|--------------------------|--|---------------------------------------|-----------------------|
| Basket colour | Grey | Lower Basket | With 4 foldable racks |
| Basket components colour | Grey | Lower basket with anti-drip inserts | Yes |
| Handle | In plastic with stainless steel insert on upper and lower basket | Largest loadable dish in lower basket | 30,0 cm |
| Upper Basket | With central fixed racks | Colour Inner Components | Blue |

| | | | |
|--|-----------------|-----------------------|---------------------------|
| Height adjustment of the upper basket | On three levels | Cutlery basket | 13 place settings sliding |
| Largest loadable dish in upper basket | 19,0 cm | | |

Technical Features



| | | | |
|--------------------------------|--------------------------------------|--|--|
| Width (mm) | 598 mm | Water supply | Single; cold/hot water max. 60°C - energysave with hot water up to 35% |
| Depth (mm) | 600 mm | Max water hardness | 100°FH;58°dH |
| Product Height (mm) | 848 mm | Drying system | Natural condenser drying |
| Controls | Electronic | Child safety system (door lock) | Yes |
| Display | Delayed start | Tube material | Stainless steel |
| Programme graphics | Symbols | Filter | Stainless steel |
| On/off indicator | Yes | Concealed heating element | Yes |
| Rinse aid indicator | Light | Hinges | Self balancing with fixed hinges |
| Progress indicator | Yes | Adjustable feet | Just for levelling |
| End of cycle indicator | Led on display, with acoustic signal | Back cover | Yes, with covered counterweight |
| Washing system | Orbital | Depth of dishwasher with open door (mm) | 1168 |
| Third spray arm | Single | Removable top | Yes, with optional KIT |
| Flood protection system | Total Acquastop | | |

Electrical Connection

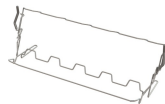
| | | | |
|------------------------|---------------|----------------------------------|--------------|
| Plug | (I) Australia | Frequency (Hz) | 50 Hz |
| Connected power | 1800 W | Type of connection | Single-phase |
| Current | 10 A | Power supply cable length | 140 cm |
| Voltage | 220-240 V | | |

Not included accessories



KITPLV2

















Kit extension for dishwasher and washing machine: lenght mt. 2



KITGH

Kit glass holder. It has to be fitted on the first basket but only if there are foldable racks

Symbols glossary (TT)

| | |
|--|--|
|  <p>Anti-drip: Some models of dishwashers are equipped with special polymer nozzles anti-drip, that improve the process of drying.</p> |  <p>Child lock: some models are fitted with a device to lock the programme/cycle so it cannot be accidentally changed.</p> |
|  <p>Delay Timer: The delay timer can postpone the start of the program by up to 24 hours.</p> |  <p>Flexitabs: Flexitabs adjusts the wash cycle to give the best possible results regardless of the type of detergent used.</p> |
|  <p>FlexiZone: The 1/2 load flexizone allows you to wash a reduced load saving energy, water and time and there are no restrictions on where the items are placed.</p> |  <p>Noise Level: Excellent insulation and special devices keep noise to a minimum.</p> |
|  <p>Orbital wash system distributes water evenly throughout the 60cm dishwasher cavity, directing water with precision to ensure an excellent wash.</p> |  <p>Daily Quick: The daily program is suitable for quick daily washing of dishes.</p> |
|  <p>Delicate Quick: Program Delicate Quick is suitable for quick washing of delicate dishes.</p> |  <p>Eco: Eco, this economic wash programme uses a low amount of water and energy in order to provide the most environmentally friendly cleaning option.</p> |
|  <p>Eco: Eco, this economic wash programme uses a low amount of water and energy in order to provide the most environmentally friendly cleaning option.</p> |  <p>Soak programme: The soak programme provides a rinse to prevent dirt from drying.</p> |
|  <p>Strong&Fast: This special programme takes less than 1 hour to eliminate the most stubborn dirt and dried on residues.</p> |  <p>The symbols show the number of plate settings of the dishwasher.</p> |
|  <p>Total Acquastop: In addition to the partial Acquastop protection present in all Smeg dishwashers, some models have an electronic device fitted to the water intake hose, which monitors water levels in the machine, detects leaks in the hose and switches off the water supply immediately when necessary.</p> |  <p>System WaterSave ensures the best washing results with minimal water consumption depending on the model of dishwasher.</p> |