

treats *ring size guide*

This size guide can be used with an existing ring to find out your ring size. For the best accuracy please use a ring with a similar band width.

STEP 1

Print this document out at 100% scale. When using the settings on your printer make sure scaling is set to 'none' on the dialogue box.

Check the printed size by measuring the scale checker below. This should measure exactly 8cm.

STEP 2

Place your ring on the size chart below and match the inside edge of the ring to the nearest size circle.

STEP 3

The number that fits best within your circle, is your ring size. If you are between sizes, always go for the larger size.

8cm

SCALE CHECKER



2.5

13.57mm



3

14.00mm



3.5

14.40mm



4

14.80mm



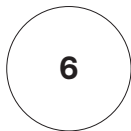
4.5

15.20mm



5

15.60mm




6

16.45mm



6.5

16.90mm



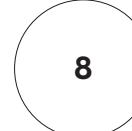
7

17.30mm



7.5

17.70mm



8

18.20mm



8.5

18.60mm