

FITTING GUIDE - S-RACK

DOES MY BIKE FIT ON THE S-RACK?


With our Fitting Guide you can easily find out if your bike fits on our S-RACK.

The best bikes are those with a diamond frame. The top tube can be horizontal or slightly inclined. A square of 24 x 10cm (11.81 x 3.92“) should fit into the triangle of top tube, bottom tube and saddle tube.

Max. handlebar width size M: 50cm

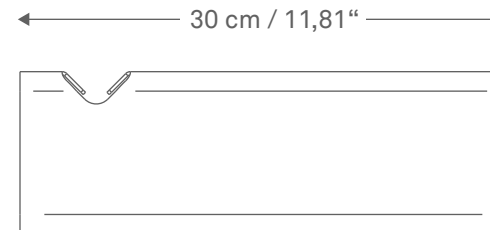
Max. handlebar width size L: 70cm

Our S-RACK is very stable. However, the maximum weight of your bike should not exceed 20kg. Of course your wall should be load bearing.

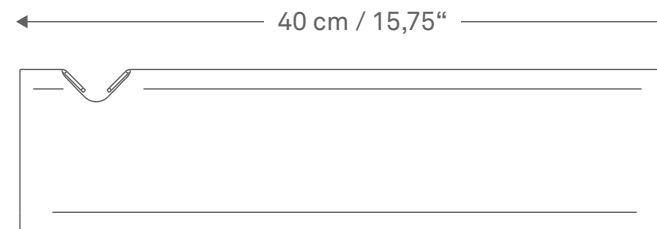


SIDE VIEW

S-RACK / Size M - Handlebar up to 50 cm



S-RACK / Size L - Handlebar up to 70 cm



ANSICHT FRONT

