


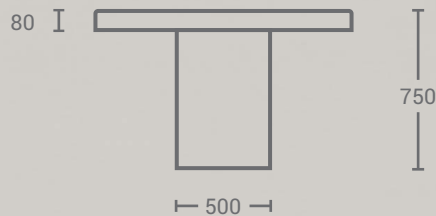
Tuscan Dining Table (Small)

CLASSIC COLLECTION

PLAN VIEW



SIDE VIEW



CROSS-SECTION VIEW



PRODUCT INFORMATION

Weight* Overall: 125kg
Tabletop: 72kg
Table base: 53kg

Finish Satin - Low sheen

Material Glass Fibre
Reinforced
Concrete

Dimensions* Tabletop diameter:
1300mm
Tabletop thickness:
80mm
Total height: 750mm
Base diameter: 500mm

Installation Follow the
instructions in the
Installation Guide

Make sure that you have a sufficient number of people to help with the lift and positioning of the table. Remember to use best practice lifting techniques when you lift the tabletop and legs


* All dimensions and weights are estimated. Due to the nature of concrete, there may be slight variation in colour, finish and weight.



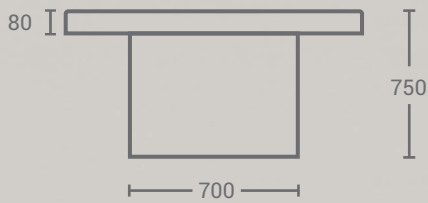
Tuscan Dining Table (Medium)

CLASSIC COLLECTION

PLAN VIEW



SIDE VIEW



CROSS-SECTION VIEW



PRODUCT INFORMATION

Weight* Overall: 175 kg
Tabletop: 93 kg
Table base: 82 kg

Finish Satin - Low sheen

Material Glass Fibre
Reinforced
Concrete

Dimensions* Tabletop diameter:
1500mm
Tabletop thickness:
80mm
Total height: 750mm
Base diameter: 700mm

Installation Follow the
instructions in the
Installation Guide

Make sure that you have a sufficient number of people to help with the lift and positioning of the table. Remember to use best practice lifting techniques when you lift the tabletop and legs

* All dimensions and weights are estimated. Due to the nature of concrete, there may be slight variation in colour, finish and weight.



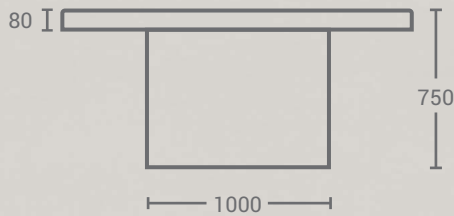
Tuscan Dining Table (Large)

CLASSIC COLLECTION

PLAN VIEW



SIDE VIEW



CROSS-SECTION VIEW



PRODUCT INFORMATION

Weight* Overall: 245kg
Tabletop: 130kg
Table base: 115kg

Finish Satin - Low sheen

Material Glass Fibre
Reinforced
Concrete

Dimensions* Tabletop diameter:
1800mm
Tabletop thickness:
80mm
Total height: 750mm
Base diameter: 1000mm

Installation Follow the
instructions in the
Installation Guide

Make sure that you have a sufficient number of people to help with the lift and positioning of the table. Remember to use best practice lifting techniques when you lift the tabletop and legs

* All dimensions and weights are estimated. Due to the nature of concrete, there may be slight variation in colour, finish and weight.

