

STELLAR CONCRETE MIRROR

800mm H x 500mm W - LED Backlight



Dimensions* Height: 800mm
Width: 500mm
Depth: 76mm

Weight* 17.5kg

Frame Material Glass Fibre Reinforced Concrete

Frame Finish Satin - Low gloss

Mount Type Wall mounted with supplied french cleat/s. French cleats for both horizontal and vertical mounting supplied. See mounting guide for details.

Warranty 2 years

LEDs 10W, 24V, Rapid Neoflex, 4000k, IP67

Driver 30W, 24VDC LED Dimmable Driver - IP20
AS/NZS 61347.1, AS/NZS 61347.2.13, AS/NZS 60598.1, AS CISPR 15

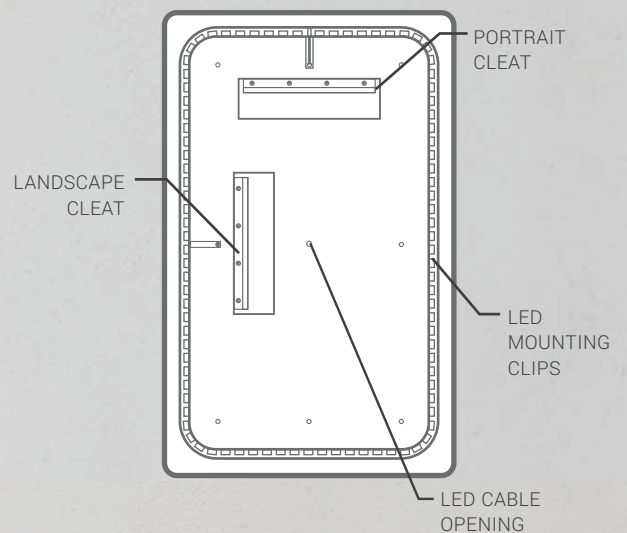
FRONT VIEW



SIDE VIEW



BACK VIEW



* The dimensions and weight are nominal measurements only. Due to the nature of concrete, there may be slight variation in colour, finish and weight. For more details on the characteristics of concrete, please refer to our Qualities of Concrete Guide.

STELLAR CONCRETE MIRROR

800mm H x 500mm W - LED Backlight



Dimensions* Height: 800mm
Width: 500mm
Depth: 76mm

Weight* 17.5kg

Frame Material Glass Fibre Reinforced Concrete

Frame Finish Satin - Low gloss

Mount Type Wall mounted with french cleats supplied. French cleats for both horizontal and vertical mounting supplied. See mounting guide for details.

Warranty 2 years

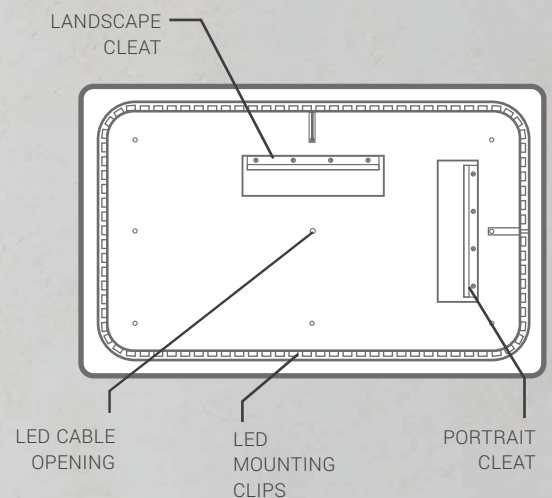
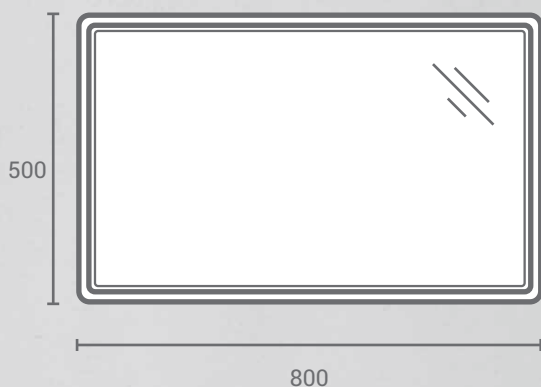
LEDs 10W, 24V, Rapid Neoflex, 4000k, IP67

Driver 30W, 24VDC LED Dimmable Driver - IP20
AS/NZS 61347.1, AS/NZS 61347.2.13, AS/NZS 60598.1, AS CISPR 15

FRONT VIEW

SIDE VIEW

BACK VIEW



* The dimensions and weight are nominal measurements only. Due to the nature of concrete, there may be slight variation in colour, finish and weight. For more details on the characteristics of concrete, please refer to our Qualities of Concrete Guide.