

# LUNAR CONCRETE MIRROR

800mm H x 500mm W - LED Backlight



**Dimensions\*** Height: 800mm  
Width: 500mm  
Depth: 76mm

**Weight\*** 16kg

**Frame Material** Glass Fibre Reinforced Concrete

**Frame Finish** Satin - Low gloss

**Mount Type** Wall mounted with french cleats supplied.  
French cleats for both horizontal and vertical mounting supplied. See mounting guide for details.

**Warranty** 2 years

**LEDs** 10W 24V, Rapid Neoflex, 4000k, IP67

**Driver** 30W, 24VDC LED Dimmable Driver - IP20  
AS/NZS 61347.1, AS/NZS 61347.2.13, AS/  
NZS 60598.1, AS CISPR 15

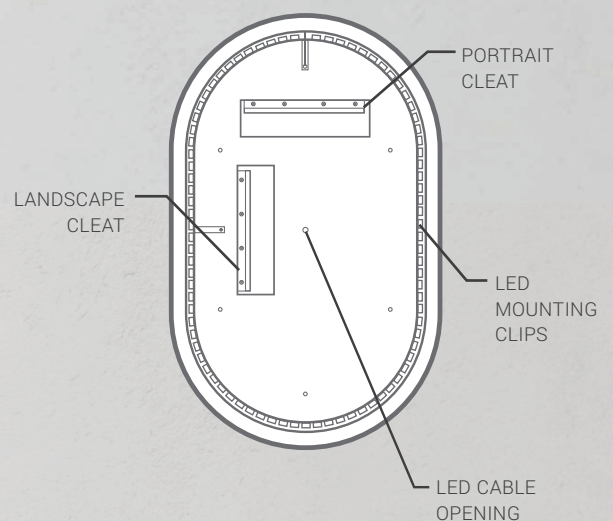
FRONT VIEW



SIDE VIEW



BACK VIEW



\* The dimensions and weight are nominal measurements only. Due to the nature of concrete, there may be slight variation in colour, finish and weight. For more details on the characteristics of concrete, please refer to our Qualities of Concrete Guide.

# LUNAR CONCRETE MIRROR

800mm H x 500mm W - LED Backlight



**Dimensions\*** Height: 800mm  
Width: 500mm  
Depth: 76mm

**Weight\*** 16kg

**Frame Material** Glass Fibre Reinforced Concrete

**Frame Finish** Satin - Low gloss

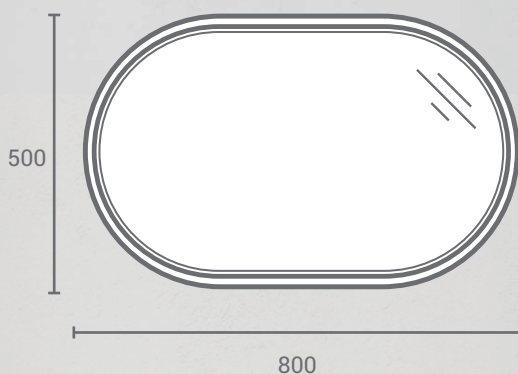
**Mount Type** Wall mounted with french cleats supplied.  
French cleats for both horizontal and vertical mounting supplied. See mounting guide for details.

**Warranty** 2 years

**LEDs** 10W, 24V, Rapid Neoflex, 4000k, IP67

**Driver** 30 W, 24VDC LED Dimmable Driver - IP20  
AS/NZS 61347.1, AS/NZS 61347.2.13, AS/  
NZS 60598.1, AS CISPR 15

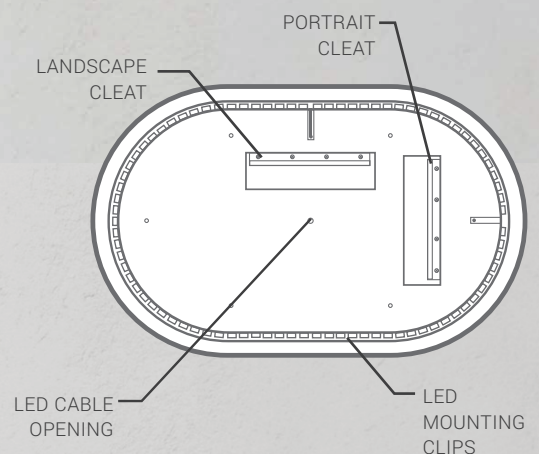
FRONT VIEW



SIDE VIEW



BACK VIEW



\* The dimensions and weight are nominal measurements only. Due to the nature of concrete, there may be slight variation in colour, finish and weight. For more details on the characteristics of concrete, please refer to our Qualities of Concrete Guide.