

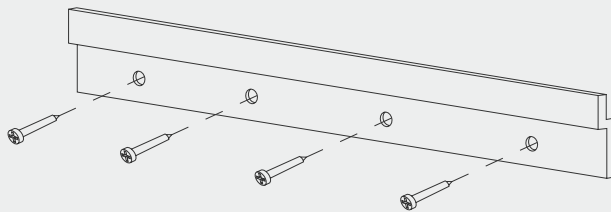
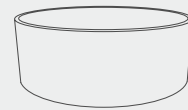
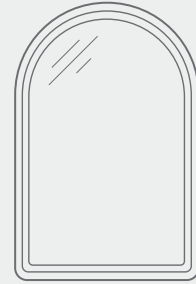
# MOUNTING GUIDE

## CONCRETE MIRROR

This product must be mounted by a qualified tradesperson. This is a general mounting guide only. Conditions specific to the mounting location will determine the appropriate installation method.

### 01

Set out where you would like to position the mirror and locate the structural element that you will fix the mirror to (ie. timber or metal stud, concrete, brick or blockwork etc).



### 02

Using the appropriate tools, fix the wall cleat into position. It can be helpful to use a levelling tool to ensure that the cleat has been installed level.

### 03

Lower the mirror onto the wall cleat so that the mirror cleat and the wall cleat interlock.

