



# PIANO FINISH PLAQUES



A. PG3751 9"x12"



B. P3990 12"x15"



A. BC98 12"x15"



C. P4137 11"x15"



D. P4139 14"x17"




B. BC602 11"x15"

WALNUT PIANO FINISH  
WORLD TIME CLOCK

THESE LUSTROUS HIGH GLOSS  
ROSEWOOD PIANO FINISHED  
PLAQUES AND FRAMES PUT  
THE ACCENT ON YOUR  
OUTSTANDING ACHIEVEMENT.

# PLAQUES

## PIANO FINISH LASERED



P10130L  
10 1/2"x13"

P9120L  
9"x12"

P8100L  
8"x10"

P790L 7"x9"  
DIRECT LASER COLORFILL

## PIANO FINISH ROSEWOOD



P10130  
10 1/2"x13"

P9120  
9"x12"

P8100  
8"x10"

P790  
7"x9"

## CHERRY FINISH



PP1013  
10 1/2"x13"

PP912  
9"x12"

PP810  
8"x10"

PP79  
7"x9"

## WALNUT



WA1013  
10 1/2"x13"

WA912  
9"x12"

WA810  
8"x10"

WA79  
7"x9"

## WALNUT LASERED



WA1013L  
10 1/2"x13"

WA912L  
9"x12"

WA810L  
8"x10"

WA79L  
7"x9"

## PIANO FINISH EBONY



PB10130  
10 1/2"x13"

PB9120  
9"x12"

PB8100  
8"x10"

PB790  
7"x9"

## EBONY FINISH



E1013  
10 1/2"x13"

E912  
9"x12"

E810  
8"x10"

E79  
7"x9"

## MIRROR



GP1114  
11"x14"

GP912  
9"x12"

GP810  
8"x10"

GP79  
7"x9"

# EXECUTIVE PLAQUES



A. P-6706 10 1/2"x13"  
PIANO FINISH ROSEWOOD



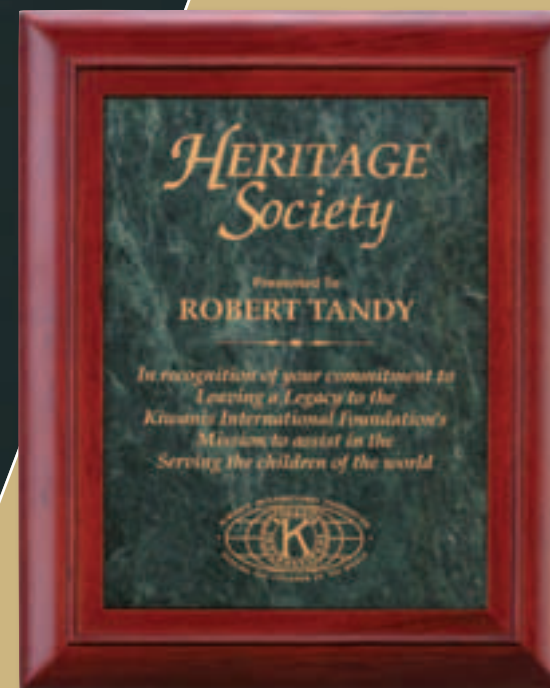
B. P-6715 9"x12"  
PIANO FINISH EBONY



A. MP-3500 9"x12" MARBLE/MAHOGANY



B. P-PM68 9"x11" ETCHED METAL INSET



C. MP-PM68 9"x11" SOLID MARBLE INSET



D. MP-P9120 9"x12" PIANO FINISH ROSEWOOD

# PLAQUES



A. PC1013 10 1/2"x13" WITH PHOTOCAST PLATE

MOTIVATE AND CONGRATULATE

WITH SOLID AMERICAN WALNUT.

PRECISION LASER CUTTING

PROVIDES INTRICATE DETAIL OF

YOUR LOGO AND MESSAGE.

## MONTHLY RECOGNITION



A. MP-1013 10 1/2"x13"

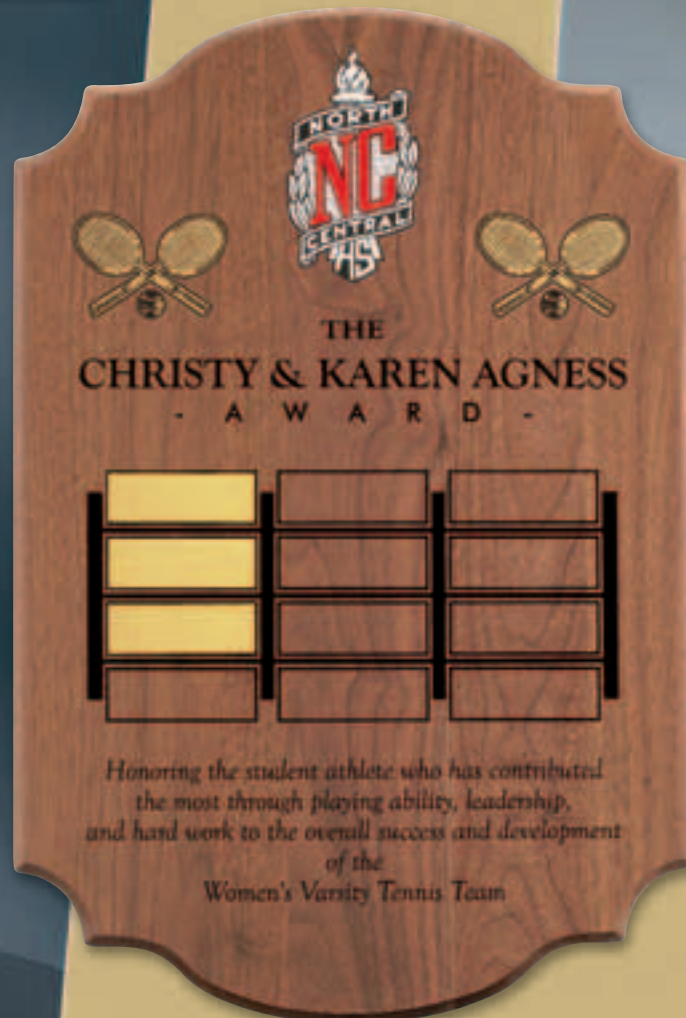


B. MP-1215 12"x15"


## ANNUAL RECOGNITION



B. SB1013 10"x13"



C. WL-1421 14"x21"



C. P2311 22"x30" 120 PLATES



D. P1563 28"x35" 200 PLATES

# OPTICAL CRYSTAL



A



B



A

B



C



F. OC-203 8"H (NOT SHOWN)

D

E



C

- A. OC-3051B 5"H
- B. OC-3051A 7"H
- C. OC-123 10"H
- D. OC-201 4"H
- E. OC-202 6"H

- A. OC-2758C 8"H
- B. OC-902 10"H
- C. OC-362 6"H



A. LC-640WB 14 1/2" H WITH BASE  
BASE OPTIONAL

# LEAD CRYSTAL

EACH AWARD IS HAND-BLOWN OR HAND-CAST OF PURE 24 PERCENT LEAD CRYSTAL. BECAUSE EACH PIECE IS CREATED INDIVIDUALLY BY AN EXPERT CRAFTSMAN, NO TWO ARE EXACTLY ALIKE. A DAZZLING CRYSTAL AWARD, DEEP-ETCHED WITH A COMPANY LOGO OR AWARD TITLE, IS THE PERFECT WAY TO HONOR EXCEPTIONAL ACHIEVEMENT.



- A. LC-633 10"H
- B. LC-646 5"H
- C. LC-632 10"H
- D. LC-MD8 8"H
- E. LC-MD11 11"H

A



THESE STUNNING LEAD CRYSTAL AWARDS ARE DESTINED TO BECOME CHERISHED HEIRLOOMS. THE INTRICATE CUTS AND EXQUISITE DESIGNS REFLECT A RAINBOW OF COLOR AND LIGHT, MAKING EACH ONE TRULY A WORK OF ART.

B



A. LC-WA956 18"H  
B. LC-WA746 12"H

BASE OPTIONAL

# LEAD CRYSTAL

A



C



D



B




A. LC-45 12 1/4"H  
B. LC-097-8 8"H  
C. LC-097-12 12"H  
D. LC-097-10 10"H



# CLEAR CRYSTAL



A. CC-3122 8 1/2"H  
 B. CC-BC34 3"X4"  
 C. CC-3024 9 1/2"H



A. CC-CL534 5"H  
 B. CC-3025 8"H

SHARP, BRIGHT AND  
 MULTIFACETED CLEAR  
 CRYSTAL REFLECTS  
 TO ALL THOSE  
 ACHIEVEMENTS IN  
 PERFORMANCE  
 AND STELLAR  
 ACCOMPLISHMENTS  
 TO BE RECOGNIZED  
 FOR YEARS TO COME!



# CLEAR CRYSTAL



PIANO WOOD FINISH BASES

- A. CC-7155 10"H
- B. CC-7155S 8"H
- C. CC-7043 9 1/2"H
- D. CC-3034-9 9"H
- E. CC-3034-10 10 1/2"H



- A. CC-5926 7"X13"
- B. CC-5925 6"X11"
- C. CC-5924 5"X9"
- D. CC-3385G 8 1/2"H

# JADE CRYSTAL

- A. JC-5007A 13"H
- B. JC-5006A 11"H
- C. JC-5005A 9"H
- D. JC-3111 6 1/2"H
- E. JC-CLK29 4 1/2"H



- A. JC-7875 8 3/4"H
- B. JC-5703A 15"H
- C. JC-5702A 13"H
- D. JC-5701A 11"H



DEEP  
ETCHING ADDS  
DEPTH TO THE HAND-  
CUT BEVELED EDGES AND  
SOFT GREEN HIGHLIGHTS OF  
EACH ELEGANT JADE  
CRYSTAL PIECE.

# JADE CRYSTAL



A. JC-12GP 18"H  
 B. JC-8GP 14"H  
 C. JC-5GP 9"H



A. JC-525-7 7"H  
 B. JC-525-8 8"H  
 C. JC-525-6 6"H  
 D. JC-86BC 6"x8"  
 E. JC-3124 8"H



D



E



A. JC-5047 11"H  
 B. JC-225 5"H  
 C. JC-D07 7"H  
 D. JC-A29 9 3/4"H



A. JC-46PB 7 1/2"H  
 B. JC-68GB 8 1/2"H  
 C. JC-57PB 8 1/2"H  
 D. JC-P7S 8 1/2"H  
 E. JC-P9M 8 1/2"H



# ACRYLIC

- A. A-RS1-S 8 1/2"H F. A-610B 6"H
- B. A-RS1-L 10"H G. A-215 7"H
- C. A-701G 8 3/4"H H. A-210LM 7"H
- D. A-610G 6"H I. A-211LM 9 1/2"H
- E. A-701B 8 3/4"H



- A. A-861P 5" DIA.
- B. A-860P 4" DIA.
- C. A-859P 3" DIA.
- D. A-SMT-A 5"H
- E. A-810L 7"H
- F. A-SS57 7"H



# ACRYLIC



A. A-2760B 8"H  
 B. A-2760A 7"H  
 C. A-2761B 12"H  
 D. A-2761A 10"H



A. A-HB-A 8"X10"  
 B. A-HB-B 9"X12"



E. A-WCP-BN 8"H  
 F. A-WTR-BN 9"H  
 G. A-V14X 4 1/2"H



H. A-46WB 6 3/4"H  
 I. A-35WB 5 3/4"H



C. A-HXT12 12"H  
 D. A-HXT10 10"H  
 E. A-HXT6 6"H



F. A-46 6"H  
 G. A-TR10BB 10"H

# ACRYLIC

- A. A-610 7 1/2"H
- B. A-611 10"H
- C. A-612 10 1/2"H
- D. A-PW1B 4"H
- E. A-MMR-AB 5"H
- F. A-MMR-BB 6"H
- G. A-MMR-CB 7"H
- H. A-MMR-AR 5"H
- I. A-MMR-BR 6"H
- J. A-MMR-CR 7"H



- A. A-025R-L 14"H
- B. A-025R-M 12"H
- C. A-025R-S 10"H
- D. A-PW1R 4"H
- E. A-025G-L 14"H
- F. A-025G-M 12"H
- G. A-025G-S 10"H
- H. A-PW1G 4"H






# STAR PERFORMER



- A. SP-P40CS 8"X10"
- B. SP-P40CG 8"X10"
- C. SP-40CS 6"X8"
- D. SP-40CG 6"X8"
- E. DA-99-12 4"
- F. SP-2793R 5 1/2"
- G. SP-2352G 7 1/2"H



- A. SP-1570/X 13"H
- B. SP-1535/X 13 1/2"H
- C. SP-1520/X 9"H



# RECOGNITION



- A. M-3012 12"H
- B. M-3010 10"H
- C. SP-XC-G 10"H
- D. SP-XE-G 12 1/2"H
- E. SP-3212 6 1/2"H
- F. SP-3213 8"H
- G. SP-3211 5"H



# TROPHY CUPS



- A. T-DA01B 15"H
- B. T-DA01C 14"H
- C. T-DA01D 12 1/2"H
- D. T-DAK104B 8 1/2"H
- E. T-DAK104A 10"H
- F. T-DAK104C 7 1/2"H





- A. GC-242 14"H
- B. GC-241 12 1/2"H
- C. GC-240 10"H
- D. G-4005 5 1/4" X 5 1/2"
- E. G-3905 5 1/4" X 5 1/2"
- F. G-3805 5 1/4" X 5 1/2"



- A. G04/SV481 14"H
- B. G05/SV504 12"H



TO BE CHERISHED  
 LONG AFTER YOUR  
 SPECIAL GOLF DAY.

# GOLF

- A. G-111B 9 1/2"H
- B. G-2408B 13 1/2"H
- C. G-2413 13"H
- D. G-550SG 7 1/2"H
- E. G-831 4 1/2"H
- F. G-829 5"H
- G. G-830 5"H



# GOLF

- A. G-946 8"H
- B. G-947 8"H
- C. G-50621 8"H
- D. G-173 9"H
- E. G-6946 12"H
- F. G-150BB 18"H



- A. E-56Z 6"H
- B. E-57Z 7"H
- C. E-58Z 8"H



# EAGLE COLLECTION

- A. E-31106 17 1/2"H
- B. E-31013 24"H
- C. E-11106 11 1/2"H



# CLOCKS

A. C-WD1215 15"H  
B. C-HM187 4"H



C. 2002C 5"H



D. 2209G 7"H



A. 2390BC 6 1/4"H



D. C-2943GB 5"H

E. C-305 4"x4"

A



E. 2388G 5 1/8"H



B. 2698G 7 3/4"H

B



F. C-359 5 1/2"



C. 2526G 5 7/8"H



# PIANO FINISH ACCESSORIES



# DESK ACCESSORIES



# LAPEL PINS



# MEDALS



# GOLF ACCESSORIES



# NAME BADGES & SIGNAGE







13"x16"



CREATE AN IMAGE OF YOUR CITY ON ONE OF THESE ELEGANT OVAL RESIN GOLD AND PEWTER SHAPES. A CITY SCAPE™ LEGEND CAN BE CREATED FOR LOCAL EVENTS SUCH AS CITY CELEBRATIONS, SPORTS AWARDS FEATURING YOUR CITY, OR TO HONOR SPECIAL CITIZENS.

THE CITY SCAPE™ LEGEND IS 8½" X 8" AND IS DESIGNED TO HANG ON A WALL, MOUNT ON A PLAQUE OR BE PLACED ON A DESK.



A. PX1013 10½"x13" WITH PLEX COVER



B. WA912-GA 9"x12"

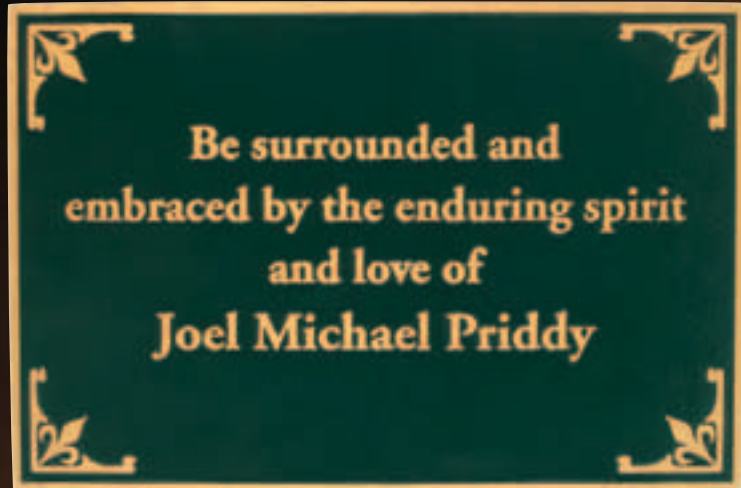


C. AA-MAH1316 13"x16"



D. SILSH-1 39"H

# BRONZE CASTINGS



THE BEAUTY AND LASTING  
QUALITY OF A BRONZE  
CASTING GIVES SUBSTANCE  
AND DURATION TO  
ANY SIGN OR MEMORIAL.



# BAS-RELIEF



BAS-RELIEFS ARE COMMONLY ASSOCIATED WITH PORTRAITS; HOWEVER, THEY ARE ALSO EFFECTIVE FOR DEPICTING BUILDINGS, SEALS, HISTORICAL VIGNETTES AND LOGOS.



ARTISTS WORK FROM A PHOTOGRAPH OF THE SUBJECT TO SCULPT AN IMAGE IN CLAY.

A PREMIUM REPRODUCTION  
MADE FROM A LOW-RELIEF  
SCULPTURE OF THE SUBJECT  
THAT IS SUITABLE FOR INTERIOR

OR EXTERIOR APPLICATIONS.  
BAS-RELIEF IS MANUFACTURED  
BY POURING BRONZE INTO A  
SAND MOLD AND IS HAND FINISHED  
AND MECHANICALLY ATTACHED  
TO THE PLAQUE

# ETCHED PORTRAITS

IDEAL FOR ARTWORK WITH FINE DETAIL AND HALFTONE PHOTOGRAPHS  
AND ARE OFFERED IN ETCHED HALFTONES AND LINE ART. THE ETCHED  
PORTRAITS ARE RECOMMENDED FOR INTERIOR USE ONLY; DEEP  
ETCHED LINE ART FOR INTERIOR OR EXTERIOR USE.  
MANUFACTURED BY ACID ETCHING INTO METAL SHEETS



WITH ETCHED LINE ART, THE ARTISTS' FINE LINES ARE CAPTURED IN GREAT DETAIL IN THE METAL PLATE.



ETCHED HALFTONE AND BAS-RELIEF IMAGES CAN BE USED TOGETHER ON A PLAQUE TO CREATE A MEANINGFUL TRIBUTE.

# FLAT-RELIEF PORTRAITS

AN ECONOMICAL ALTERNATIVE TO BAS-RELIEF THAT IS  
SUITABLE FOR INTERIOR OR EXTERIOR INSTALLATIONS.  
A PHOTOPOLYMER PATTERN IS PRODUCED FROM A  
BLACK & WHITE RENDERING WHICH PRODUCES A  
RAISED IMAGE, TWO-LEVEL METAL CASTING AND IS  
APPLIED TO THE PLAQUE. OUR FLAT RELIEF IMAGES  
CAN BE MANUFACTURED IN ANY SIZE OR SHAPE.



# METALPHOTO™ PORTRAITS

WE RECOMMEND METALPHOTO™ PORTRAITS  
WHEN THE ART IS EXTREMELY DETAILED OR THE  
IMAGE LACKS CONTRAST. PERFECT FOR USE IN INTERIOR  
OR EXTERIOR INSTALLATIONS. THESE HANDSOME PLAQUES  
ARE MADE FROM A PHOTSENSITIVE ANODIZED ALUMINUM  
SHEET THAT IS AVAILABLE IN NATURAL OR GOLD-TONE ALUMINUM.

