




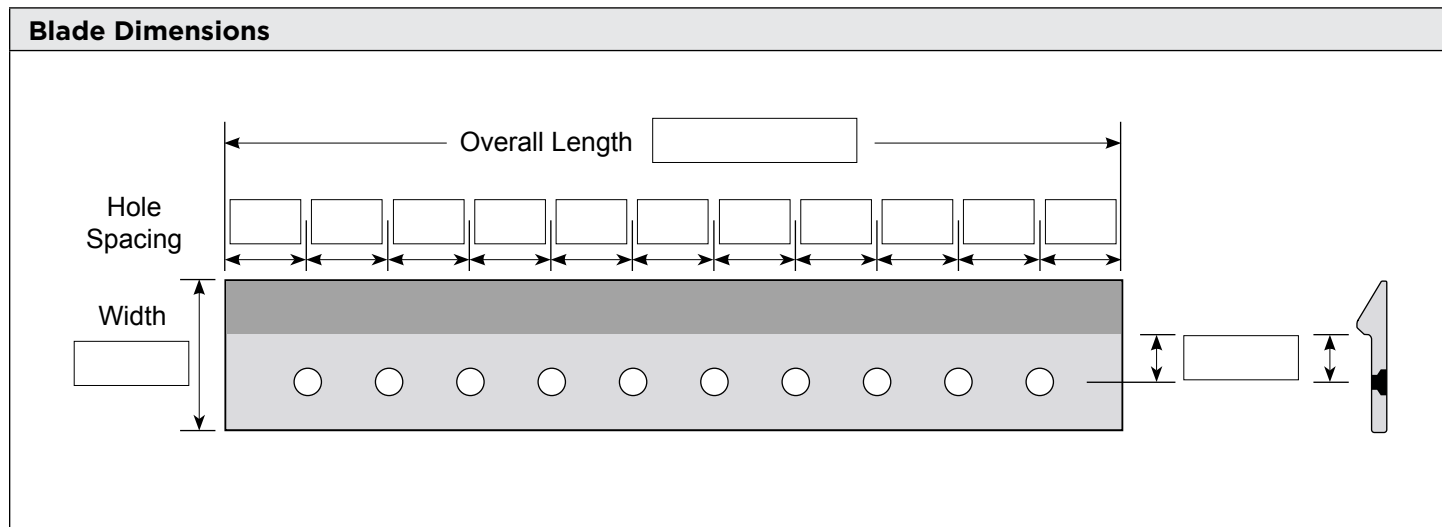


# DRAWING TEMPLATE HALF ARROW

www.dirtblades.com

Date: \_\_\_\_\_  
 Company: \_\_\_\_\_ Company Contact: \_\_\_\_\_  
 Machine Make: \_\_\_\_\_ Model: \_\_\_\_\_  
 DB Contact: \_\_\_\_\_ Part Number (if available): \_\_\_\_\_

Profile	Hole Type	Bolt Orientation (If Applicable)
1 1/8" x 2 1/4" x 10"	No Holes	 Opposite of Bevel
1 9/16" x 2 11/16" x 10"	Plow Bolt 	
	Round 	
Number of Bolt Holes: _____		Bolt Diameter: _____



Additional Information: