



DRAWING TEMPLATE

www.dirtblades.com





BOLT ON: 2 ROW OF HOLES







Date: _____

Company: _____ Company Contact: _____

Machine Make: _____ Model: _____

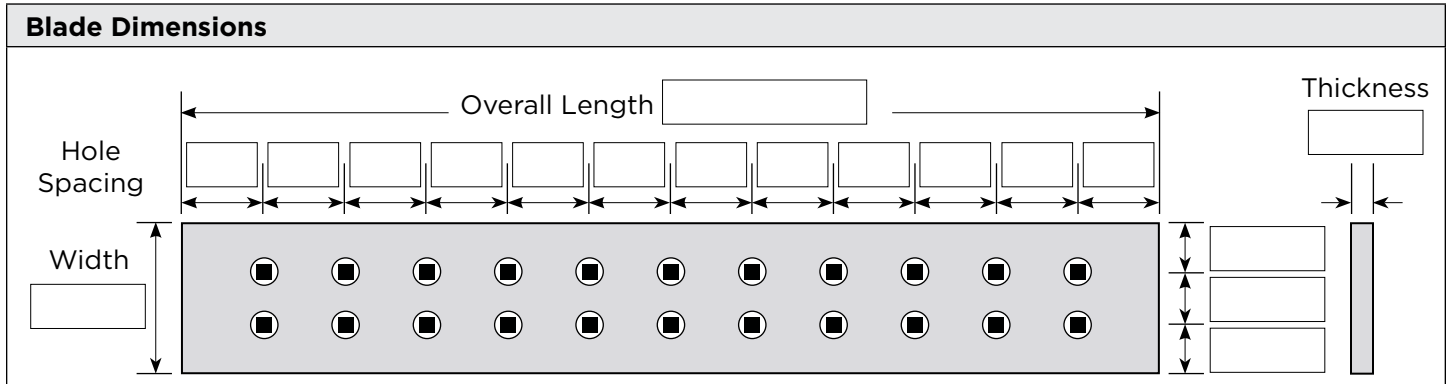
DB Contact: _____ Part Number (if available): _____

Material	Profile
Heat-Treated	Double Bevel  Square Edge 
Carbon	Single Bevel  Curved 

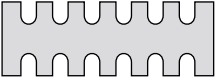
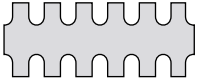



Hole Type	Bolt Orientation (If Applicable)		
No Holes	Plow Bolt 	Flat Countersink 	Opposite of Bevel 
Round 	Carriage Bolt 		Same as Bevel 

Number of Bolt Holes: _____

Bolt Diameter: _____



Serrated Blade Options

				
Solid Both Ends	Half Gap Both Ends	Solid One End	One Side	Both Sides
Tooth Width: _____		Gap Width: _____	Tooth Length: _____	

Additional Information: