



www.dirtblades.com

DRAWING TEMPLATE





BOLT ON: 1 ROW OF HOLES







Date: _____

Company: _____ Company Contact: _____

Machine Make: _____ Model: _____

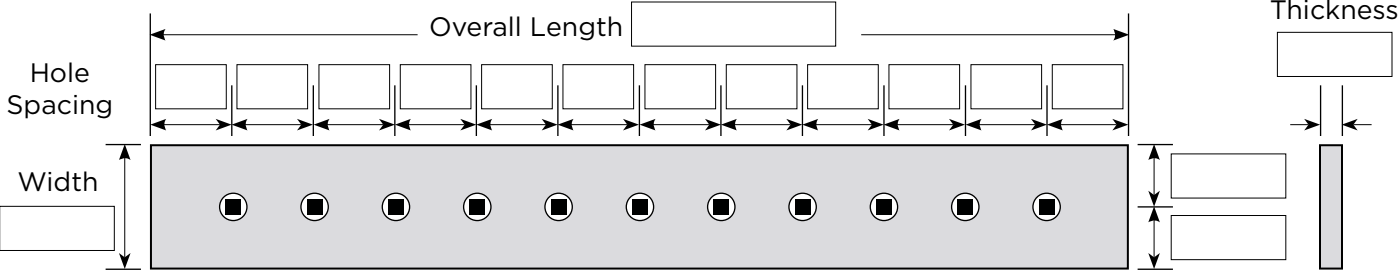
DB Contact: _____ Part Number (if available): _____

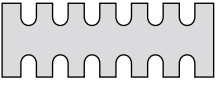
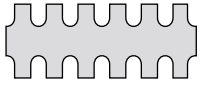
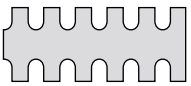
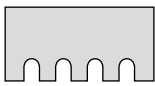
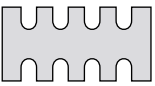
Material	Profile
Heat-Treated	Double Bevel  Square Edge 
Carbon	Single Bevel  Curved 

Hole Type	Bolt Orientation (If Applicable)	
No Holes	Plow Bolt 	Flat Countersink 
Round 	Carriage Bolt 	Opposite of Bevel 
		Same as Bevel 

Number of Bolt Holes: _____

Bolt Diameter: _____

Blade Dimensions	
	

Serrated Blade Options				
				
Solid Both Ends	Half Gap Both Ends	Solid One End	One Side	Both Sides
Tooth Width: _____		Gap Width: _____	Tooth Length: _____	

Additional Information: _____