

DESIGNED TO FIT:

24 X 30 SHORT CASE (1 INSERT + 4UP)
48 X 30 SHORT CASE (2 INSERTS + 8UP)

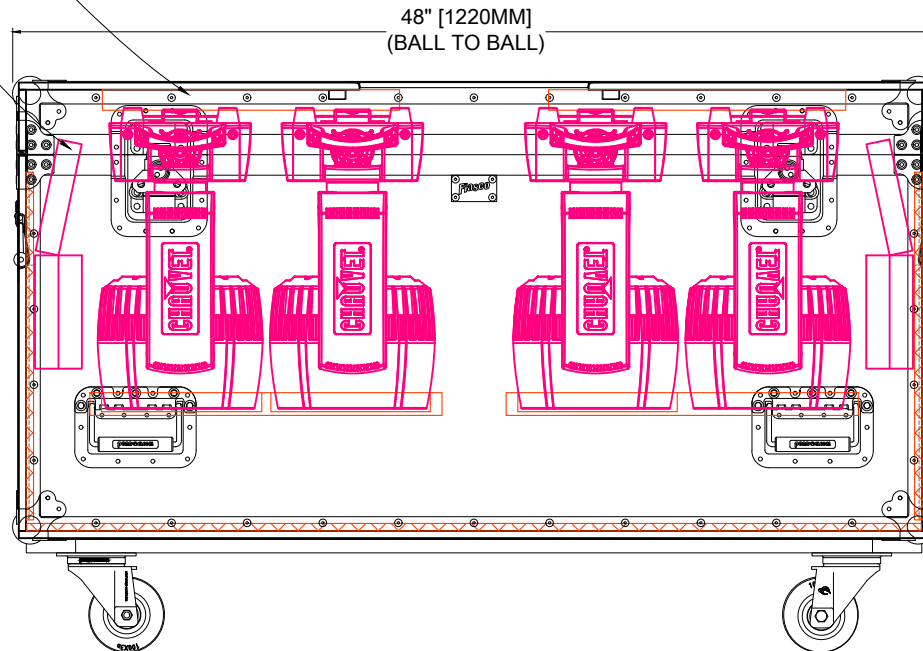
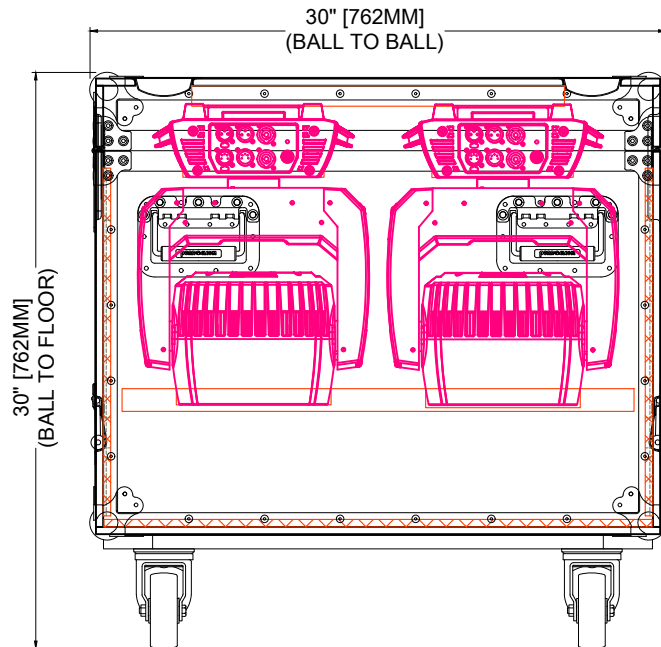
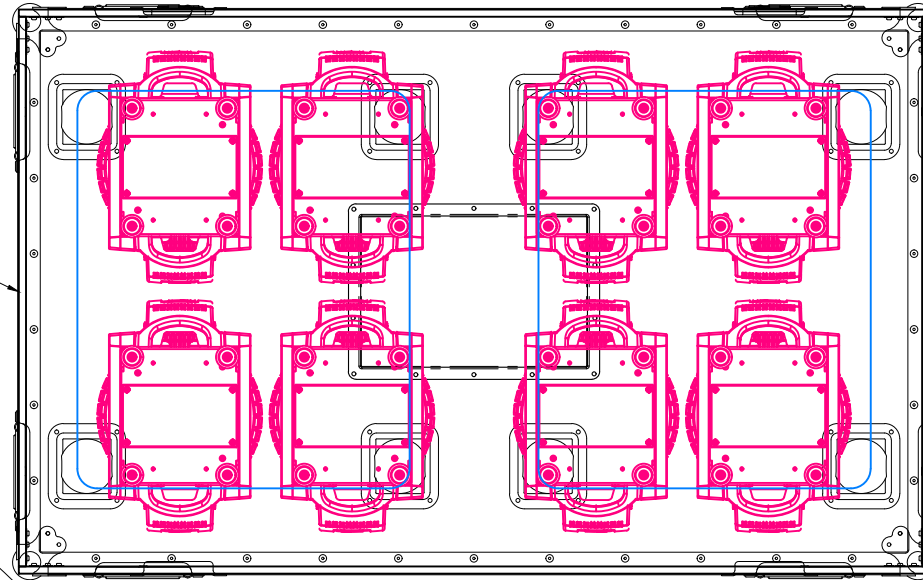
COMPATIBLE LX MODELS:

CHAUVET ROGUE R2 WASH
CHAUVET ROGUE R2 X

CHEMICAL RESISTANT RESIN
IMPREGNATED 3/8" BIRCH PLY
WITH BLACK HEX PATTERN

CUSTOM MACHINED HOLD DOWN FOAM PINS FIXTURES
INTO INSERT ALLOWING THE CASE TO BE TIPPED

ISOLATED POCKET FOR
CLAMPS



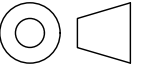
PHONE: (323) 528-2430

EMAIL: SALES@FIASCOCASES.COM

Fiasco

fiascocases.com

VERSION HISTORY	NOTES
#	DATE
5.01	27-07-23



THIRD ANGLE PROJECTION
CRITICAL DIMENSIONS IN RED

**48 X 30 INSERT LX CHAUVET ROGUE
R2 WASH AND X 4UP V5.01**

PRODUCT SPEC SHEET USA

DATE
7-SEP-23

DESIGNED
RYAN HORRELL

CUSTOMER PROJECT MANAGER
NICK REEVES

SCALE | 1:10
PAPER | A4
FILE | 24 X 30 INSERT LX CHAUVET ROGUE
PLOT | 07/09/2023 05:03 PM
SHEET | 1 OF 1

VERSION



© FIASCO CASES