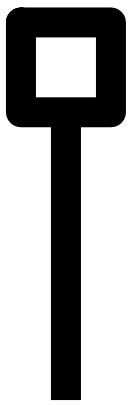



# TEXT2 HINTS & TIPS



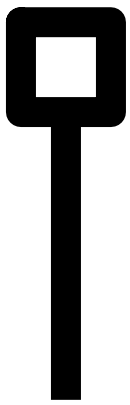

## SCANNING

Ensure that the light illuminates when scanning words. This serves as an indicator that the camera is functioning correctly.



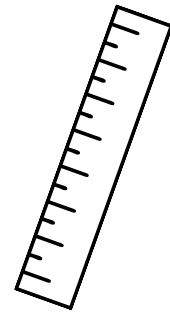
## RIGHT & LEFT HAND

Pens have settings for both right-handed and left-handed users. In left-handed mode, scanning works in either direction.



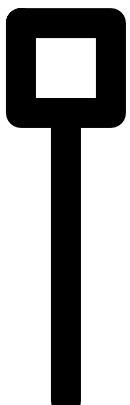
## USING A RULER

If you encounter difficulties scanning in a straight line, consider using a ruler or any straight-edge object as a helpful guide.



## ACCURATE SCAN

Ensure that the word or line you intend to scan is positioned at the center of the scanning area.



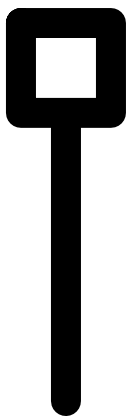

## LISTENING

You have three options to listen to the text reader: through Bluetooth earbuds, the built-in speaker, or by connecting an external speaker.



## BATTERY

After being fully charged, the battery is expected to provide 8 hours of continuous usage.



## PERSONALISE

Personalise the pen's settings to your liking, adjusting replay speed, and pause options until it suits you best.

