

# Karmex® DF

GROUP 7 HERBICIDE

For control of many annual and perennial grasses and herbaceous weeds

ACTIVE INGREDIENT:	% BY WT.
Diuron: 3-(3,4-dichlorophenyl)-1,1-dimethylurea.....	80.0%
INERT INGREDIENTS:.....	20.0%
TOTAL: .....	100.0%

EPA Reg. No. 66222-51  
EPA Est. No. 37429-GA-001<sup>8F</sup>; 37429-GA-002<sup>8O</sup>  
37429-GA-003<sup>8V</sup>; 70989-AR-001<sup>8A</sup>

KEEP OUT OF REACH OF  
CHILDREN  
CAUTION

PRECAUTIONARY STATEMENTS  
HAZARDS TO HUMANS AND DOMESTIC ANIMALS  
CAUTION: Harmful if swallowed. Causes moderate eye irritation. Avoid contact with eyes or clothing.

For First Aid, Precautionary Statements, and Directions for Use, see inside of this booklet.

How can we help?  
1-866-406-6262

Net Contents  
**5 pounds**



HERBICIDE

ADAMA  
ESSENTIALS

Job 166436

# PRECAUTIONARY STATEMENTS

## HAZARDS TO HUMANS AND DOMESTIC ANIMALS

### CAUTION

Harmful if swallowed. Causes moderate eye irritation. Avoid contact with eyes or clothing.

### PERSONAL PROTECTIVE EQUIPMENT (PPE)

Some materials that are chemical-resistant to this product are polyethylene or polyvinylchloride. If you want more options, follow the instructions for category A on an EPA chemical resistance category selection chart. **All pilots, flaggers and groundboom applicators must wear:**

- Long-sleeved shirt and long pants
- Shoes plus socks

### All mixers, loaders, other applicators, and other handlers must wear:

- Long-sleeved shirt and long pants
- Shoes plus socks
- Chemical-resistant gloves made of any waterproof material  $\geq$  14 mils
- NIOSH approved particulate filtering respirator equipped with N, R, or P class filter media. The respirator should have a NIOSH approval number prefix TC-84A.

Follow manufacturer's instructions for cleaning/maintaining PPE. If no such instructions for washables, use detergent and hot water. Keep and wash PPE separately from other laundry.

### ENGINEERING CONTROLS

Pilots must use enclosed cockpits that meet the requirements listed in the Worker Protection Standard (WPS) for agricultural pesticides [40 CFR 170.240(d) (6)].

Flaggers supporting aerial application must use an enclosed cab that meets the definition in the Worker Protection Standard for agricultural pesticides [40 CFR 170.240(d) (5)] for dermal protection. In addition, flaggers must wear long-sleeved shirt, long pants, shoes and socks.

### USER SAFETY RECOMMENDATIONS

#### Users should:

- Wash hands thoroughly with soap and water after handling and before eating, drinking, chewing gum, using tobacco, or using the toilet.
- Remove clothing/PPE immediately if pesticide gets inside. Then wash thoroughly and put on clean clothing.
- Remove PPE after handling this product. Wash the outside of gloves before removing. As soon as possible, wash thoroughly and change into clean clothing.

### ENVIRONMENTAL HAZARDS

Do not apply directly to water, or to areas where surface water is present, or to intertidal areas below the mean high water mark. Do not contaminate water by cleaning of equipment or disposal of wastes. Do not apply when weather conditions favor drift from areas treated. Cover or incorporate spills.

## DIRECTIONS FOR USE

It is a violation of Federal Law to use this product in a manner inconsistent with its labeling.

Do not apply this product in a way that will contact workers or other persons, either directly or through drift. Only protected handlers may be in the area during application. For any requirements specific to your State or Tribe, consult the agency responsible for pesticide regulation.

#### AGRICULTURAL USE REQUIREMENTS

Use this product only in accordance with its labeling and with the Worker Protection Standard, 40 CFR Part 170. This Standard contains requirements for protection of agricultural workers on farms, forests, nurseries, and greenhouses, and handlers of agricultural pesticides. It contains requirements for training, decontamination, notification, and emergency assistance. It also contains specific instructions and exceptions pertaining to the statements on this label about personal protective equipment (PPE) and restricted-entry intervals. The requirements in this box only apply to uses of this product that are covered by the Worker Protection Standard.

Do not enter or allow worker entry into treated areas during the restricted-entry interval (REI) of 12 hours. PPE required for early entry to treated areas that is permitted under the Worker Protection Standard and that involves contact with anything that has been treated, such as plants, soil, or water is:

- Coveralls
- Chemical-resistant gloves made of any waterproof material  $\geq$  14mils
- Shoes plus socks

#### NON-AGRICULTURAL USE REQUIREMENTS

The requirements in this box apply to uses of this product that are not within the scope of the Worker Protection Standard for agricultural pesticides (40 CFR Part 170). The WPS applies when this product is used to produce agricultural plants on farms, forests, nurseries, or greenhouses.

Non-crop weed control is not within the scope of the Worker Protection Standard. Keep unprotected persons out of treated areas until sprays have dried.

**IMPORTANT:** Read the entire DIRECTIONS FOR USE and the **LIMITATION OF WARRANTY AND LIABILITY** before using this product. If terms are not acceptable, return the unopened product container to the place of purchase at once. Karmex DF herbicide should be used only in accordance with recommendations on this label or in separate published recommendations. ADAMA will not be responsible for losses or damages resulting from use of this product in any manner not specifically recommended by ADAMA. User assumes all risk associated with non-recommended use.

#### GENERAL INFORMATION

Diuron 80DDF is not be used on turfgrass at residential sites (including homes, apartment complexes, condominium grounds, daycare facilities, schools, parks, recreational areas, and sports fields).

Use of this product in certain portions of California, Oregon, and Washington is subject to the January 22, 2004, Order for injunctive relief in Washington Toxics Coalition, et al. v. EPA, C01-0132C, (W.D.WA). For further information, please refer to <http://www.epa.gov/espplitstatus/wtc/>.

Karmex DF is a dispersible granule to be mixed with water and applied as a spray for selective control of weeds in certain crops and for non-selective weed control on non-cropland areas. It is non-corrosive to equipment, nonflammable, and non-volatile.

Karmex DF may be applied to soil prior to emergence of weeds to control susceptible weed seedlings for an extended period of time. The degree of control and duration of effect will vary with the amount of chemical applied, soil texture, rainfall, and other conditions. Soils high in clay or organic matter require higher dosages than soils low in clay or organic matter for equivalent herbicide performance. Moisture is required to activate the herbicide. Best results occur if rainfall (or sprinkler irrigation) occurs within 2 weeks of application.

Karmex DF applied before emergence of crop and weeds is an effective procedure because susceptible weeds are controlled in an early, vulnerable seedling stage before they compete with the crop. With favorable moisture conditions, Karmex DF continues to control weeds for some time as the crop becomes better able to compete. Should weed seedlings begin to break through the preemergence treatment in significant numbers, secondary weed control procedures should be implemented; these include cultivation and postemergence herbicide application.

Karmex DF may also be used to control emerged weeds. Results vary with rate applied and environmental conditions. Best results are obtained on succulent weeds growing under conditions of high humidity and temperature of 70°F or higher. Addition of a surfactant to the spray (where recommended) increases contact effects of Karmex DF.

Karmex DF may be used as a directed postemergence application. Contact of crop foliage and/or fruit with spray or mist must be avoided on the following crops: artichoke, corn (field), cotton, sorghum (grain), sugarcane, and established plantings of apples, bananas, plantains, blueberries, caneberries, gooseberries, citrus, grapes, macadamia nuts, olives, papayas, peaches, pears, pecans, walnuts, and certain tree plantings as injury may occur.

Under specified conditions (see RECOMMENDED USES), Karmex DF without surfactant may be applied over the top of alfalfa (established, dormant, or semi dormant), asparagus (established), birdsfoot trefoil (established, dormant), grass seed crops (established), oats, red clover (established, dormant), sugarcane, wheat, and pineapple.

Weed species vary in susceptibility to Karmex DF and they may be more difficult to control when under stress. Combinations of Karmex DF with other herbicides (as registered) increase the number of weed species controlled. Consult labels of the companion product for this and other information. Observe all precautions and limitations on labeling of all products used in mixtures.

Since the effect of Karmex DF varies with soils, uniformity of application, and environmental conditions, it is suggested that growers limit their first use to small areas.

#### **IMPORTANT USE PRECAUTIONS:**

**Injury to or loss of desirable trees or other plants may result from failure to observe the following:** Draining or flushing equipment on or near desirable trees or other plants, or on areas where their roots may extend, or in locations where the chemical may be washed or moved into contact with their roots may injure these plants. Do not use on home plantings of trees, shrubs, or herbaceous plants or lawns, walks, driveways, tennis courts, or similar areas. Prevent drift of dry powder or spray to desirable plants. Do not contaminate any body of water. Do not mix/load or use near wells including abandoned wells, drainage wells, and sink holes. Avoid storage of pesticides near well sites. Calibrate sprayers only with clean water, away from well sites.

Thoroughly clean all traces of Karmex DF from application equipment immediately after use. Flush tank, pumps, hoses, and boom with several changes of water after removing nozzle tips and screens (clean parts separately).

**CHEMIGATION STATEMENT:** Do not apply through any type of irrigation system.

#### **RESISTANCE MANAGEMENT**

Biotypes of certain weeds listed on this label are resistant to Karmex DF and other herbicides with the same mode of action, even at exaggerated application rates. Biotypes are naturally occurring individuals of a species that are identical in appearance but have slightly different genetic compositions; the mode of action of an herbicide is the chemical interaction that interrupts a biological process necessary for plant growth and development.

If weed control is unsatisfactory, it may be necessary to retreat problem areas using a product with a different mode of action.

If resistant weed biotypes are suspected or known to be present, use a combination of tillage, retreatment, tank-mix partners, and/or sequential herbicide applications with Karmex DF to help control these biotypes, or use a planned herbicide rotation program where other herbicides having different modes of action are used.

#### **SPRAY DRIFT MANAGEMENT**

Avoiding spray drift at the application site is the responsibility of the applicator. The interaction of many equipment- and weather-related factors determine the potential for spray drift. The applicator and the grower are responsible for considering all these factors when making decisions. The following drift management requirements must be followed to avoid off-target drift movement from aerial applications to agricultural field crops. These requirements do not apply to forestry applications, public health uses, or to applications using dry formulations.

1. The distance of the outer most nozzles on the boom must not exceed 3/4 the length of the wingspan or rotor.
2. Nozzles must always point backward parallel with the air stream and never be pointed downwards more than 45 degrees.

Where states have more stringent regulations, they should be observed.

The applicator should be familiar with and take into account the information covered in the [Aerial Drift Reduction Advisory Information](#).

#### **Importance of Droplet Size**

The most effective way to reduce drift potential is to apply large droplets. The best drift management strategy is to apply the largest droplets that provide sufficient coverage and control. Applying larger droplets reduces drift potential, but will not prevent drift if applications are made improperly, or under unfavorable environmental conditions (see Wind, Temperature and Humidity, and Temperature Inversions).

### **Controlling Droplet Size**

- Volume-Use high flow rate nozzles to apply the highest practical spray volume. Nozzles with higher rated flows produce larger droplets.
- Pressure-Use the lower spray pressures recommended for the nozzle. Higher pressure reduces droplet size and does not improve canopy penetration. When higher flow rates are needed, use higher flow rate nozzles instead of increasing pressure.
- Number of nozzles-Use the minimum number of nozzles that provide uniform coverage.
- Nozzle Orientation-Orienting nozzles so that the spray is released backwards parallel to the airstream will produce larger droplets than other orientations. Significant deflection from the horizontal will reduce droplet size and increase drift potential.
- Nozzle Type-Use a nozzle type that is designed for the intended application. With most nozzle types, narrower spray angles produce larger droplets. Consider using low-drift nozzles. Solid stream nozzles oriented straight back produce larger droplets than other nozzle types.
- Boom Length-For some use patterns, reducing the effective boom length to less than 3/4 of the wingspan or rotor length may further reduce drift without reducing swath width.
- Application-Applications should not be made at a height greater than 10 feet above the top of the largest plants unless a greater height is required for aircraft safety. Making applications at the lowest height that is safe reduces exposure of droplets to evaporation and wind.

### **Swath Adjustment**

When applications are made with a cross-wind, the swath will be displaced downwind. Therefore, on the up and downwind edges of the field, the applicator must compensate for this displacement by adjusting the path of the aircraft upwind. Swath adjustment distance should increase, with increasing drift potential (higher wind, smaller drops, etc.).

### **Wind**

Drift potential is lowest between wind speeds of 2-10 mph. However, many factors, including droplet size and equipment type determine drift potential at any given speed. Application should be avoided below 2 mph due to variable wind direction and high inversion potential. NOTE: Local terrain can influence wind patterns. Every applicator should be familiar with local wind patterns and how they affect spray drift.

### **Temperature and Humidity**

When making applications in low relative humidity, set up equipment to produce larger droplets to compensate for evaporation. Droplet evaporation is most severe when conditions are both hot and dry.

### **Temperature Inversions**

Applications should not occur during a temperature inversion because drift potential is high. Temperature inversions restrict vertical air mixing, which causes small, suspended droplets to remain in a concentrated cloud. This cloud can move in unpredictable directions due to the light variable winds common during inversions. Temperature inversions are characterized by increasing temperatures with altitude and are common on nights with limited cloud cover and light to no wind. They begin to form as the sun sets and often continue into the morning. Their presence can be indicated by ground fog; however, if fog is not present, inversions can also be identified by the movement of smoke from a ground source or an aircraft smoke generator. Smoke that layers and moves laterally in a connected cloud (under low wind conditions) indicates an inversion, while smoke that moves upwards and rapidly dissipates indicates good vertical air mixing.

### **Sensitive Areas**

The pesticide should only be applied when the potential for drift to adjacent sensitive areas (e.g. residential areas, bodies of water, known habitat for threatened or endangered species, non-target crops) is minimal (e.g. when wind is blowing away from the sensitive areas).

**SELECTIVE USE IN CROPS****PREEMERGENCE USE (Germinating Weeds):** Karmex DF at recommended rates controls annual weeds and grasses such as:

<b>0.75 to 1 lb/Acre</b>	<b>1.5 to 2 lbs/Acre</b>	<b>2 to 6 lbs/Acre</b>
Barnyardgrass (Watergrass)	Bluegrass, Annual	Ageratum
Crabgrass	Chickweed	Corn Speedwell
Lambsquarters	Corn Spurry	Dayflower
Pigweed	Dogfennel	Flora's Paintbrush
Purslane	Fiddleneck (Amsinckia)	Hawksbeard
Ragweed	Foxtail	Horseweed
	Gromwell	Johnsongrass (Seedling)
	Groundcherry, Annual	Kochia
	Knawel	Kyllinger (Kyllinga)
	Morningglory, Annual	Lovegrass, Annual
	Pennycress	Marigold
	Rattail Fescue	Mexican Clover
	Red Sprangletop	Orchardgrass
	Shepherdspurse	Peppergrass
	Tansymustard	Pineappleweed
	Velvetgrass	Pokeweed
	Vernalgrass, Sweet, Annual	Rabbit Tobacco
	Wild Buckwheat	Ricegrass
	Wild Lettuce	Ryegrass, Annual
	Wild Mustard	Sandbur
		Smartweed, Annual
		Sowthistle, Annual
		Spanish Needles
		Velvetleaf (Buttonweed)
		Wild Radish

**Partial Control:**

<b>1 lb./Acre</b>	<b>4 lbs/Acre</b>	<b>8 to 10 lbs/Acre</b>
Cocklebur	Horsenettle	Guineagrass
Morningglory, Annual	Quackgrass	Maidencane
Prickly Sida (Teaweed)		Pangolagrass
Sesbania		
Sicklepod		

## APPLICATION DIRECTIONS

**AERIAL APPLICATION:** For alfalfa, barley (winter), cotton (preplant or preemergence only), grass seed crops (PNW only), sugarcane, wheat (winter), and rights-of-way, application may be made by aircraft at 5 to 10 gallons of water per acre unless otherwise noted. Avoid overlapping of spray swath and avoid application under conditions where excessive drift may occur. Where land is bedded, make application parallel to rows. Aerial application is prohibited on sites not specifically listed in this section.

**GROUND APPLICATION:** Use a boom power sprayer properly calibrated to a constant speed and rate of delivery. Openings in screens should be 50 mesh or larger. Continuous agitation in the spray tank is required to keep the material in suspension.

Agitate by mechanical or hydraulic means. If by-pass or return line is used, it should terminate at bottom of tank to minimize foaming. Avoid overlapping and shut off spray booms while starting, turning, slowing, or stopping or injury to crop may result.

**PREEMERGENCE:** For preemergence application, use sufficient spray volume and pressure to uniformly distribute the spray solution over treated soil. Preemergence weed control will be reduced on high organic matter soils such as peat or muck.

**POSTEMERGENCE:** For postemergence application, use sufficient spray volume and pressure for thorough coverage of weed foliage. For selective applications and applications near sensitive crops, use low spray pressure to keep spray drift to a minimum. Karmex DF at recommended rates controls seedling annual weeds such as annual morningglory, barnyardgrass (watergrass), crabgrass, crowfoot, goosegrass, pigweed, and purslane. Addition of a surfactant to the spray (where recommended) increases contact effects of Karmex DF. Best results are obtained on succulent weeds growing under conditions of high humidity and temperatures over 70°F or higher.

**SPRAY PREPARATION:** Mix proper amount of Karmex DF into necessary volume of water. Where use of surfactant is recommended, dilute with ten parts of water and add as last ingredient to nearly full spray tank.

**TANK MIXTURES:** Karmex DF may be tank mixed with other herbicides and/or adjuvants registered for crop or noncrop use in this label. Refer to the label of the tank mix product(s) for any additional use instructions or restrictions.

**REPLANTING:** Unless otherwise directed, do not replant treated areas to any crop within 2 years after last application as injury to subsequent crops may result. Note: for crops grown in the arid west, reductions in normal irrigation practices for the crop in production or a summer fallow period without supplemental irrigation may require the crop rotation intervals to be extended.

When such conditions occur, a field bioassay should be completed prior to planting any desired crop. A successful bioassay means growing to maturity a test strip of the crops intended for production. The test crops strip should cross the entire field including knolls, low areas, and areas where any berms were located. The results of this bioassay may require the rotation intervals to be extended.

**RATES:** All rates of Karmex DF are expressed as broadcast rates. Where band applications are specified, use proportionately less. For example, use 1/3 of the broadcast rate when treating a 14-inch band where row spacing is 42 inches. Where a range of dosages is given, use the lower rate on coarse-textured soils low in clay or organic matter and the higher rate on the fine-textured soils high in clay or organic matter. For postemergence application, use the lower rate on smaller weeds and the higher rate on the larger weeds.

**SOIL LIMITATIONS:** Crop injury may result from failure to observe the following: Unless otherwise directed, do not use on sand, loamy sand, gravelly soils, or exposed sub-soils; nor on pecans where organic matter is less than 0.5%; nor on alfalfa, apples, artichoke, barley (winter), citrus, cotton, grapes, oats, olives, papayas, peaches, pears, sorghum, sugarcane, walnuts, and winter wheat where organic matter is less than 1%, nor on blueberries, birdsfoot trefoil, caneberries, gooseberries, macadamia nuts, and peppermint where organic matter is less than 2%.

**FIELD CROPS: (See SOIL LIMITATIONS)** A good seedbed must be prepared before preemergence use of Karmex DF as crop injury may result if application is made to ground which is cloddy or compacted resulting in improperly planted seed. Plant seed to depth specified. Unless otherwise directed, the surface of the soil should not be cultivated or disturbed after application of Karmex DF and before emergence of the crop as weed control may be reduced and crop injury may result. However, if moisture is insufficient to activate the herbicide, a shallow cultivation (rotary hoe preferred) should be made after emergence of crops while weeds are small enough to be controlled by mechanical means.

**FRUIT AND NUT CROPS: (see SOIL LIMITATIONS)** Unless otherwise directed, make single application per year as a directed spray avoiding contact of foliage and fruit with spray or drift. Do not graze livestock in treated orchards or groves.

**RECOMMENDED USES**  
**ALFALFA**

Treat only stands established for 1 year or more. Do not apply to seedling alfalfa nor to alfalfa/grass mixtures. Do not apply to alfalfa under stress from disease, insect damage, shallow root penetration (such as on shallow hard pans), alkali spots, nor to flooded fields as crop injury may result. Do not spray on snow-covered or frozen ground. Apply only once per year. Do not exceed 3 lbs per acre per year.

**Arizona, Nevada:** Use 1.5 to 3 lbs/Acre. Apply in fall after alfalfa becomes dormant but no later than January.

**California (Dormant and Semi-Dormant Varieties):** Use 1.5 to 3 lbs/Acre. Apply in fall or winter after alfalfa becomes dormant or semi-dormant but before growth begins in the spring. Crop injury may result if application is made to actively growing alfalfa. For best results, apply before weeds have emerged or become established (2 inches in height or diameter). Control of established weeds is improved by applying Karmex DF with a suitable contact herbicide registered for such use. Sufficient rainfall for soil activation of Karmex DF is unlikely in California after February 1. Treated areas may be replanted to any crop after 1 year from last application if rate does not exceed 2 lbs/Acre.

**Eastern Colorado, Kansas:** For control of tansymustard, apply 1 lb./Acre shortly after emergence of mustard in the fall or winter. Use 2 lbs/Acre if weeds are 2 to 4 inches in height. Alternatively, if other annual weeds are present, apply 2 to 3 lbs/Acre in February or March.

**Idaho, Oregon, Washington:** For control of annual weeds, use 1.5 to 3 lbs/Acre. Apply in fall after alfalfa becomes dormant but no later than mid-December.

**Other Areas Where Alfalfa Becomes Winter Dormant:** Use 1.5 to 3 lbs/Acre (1.5 to 2 lbs/Acre East of Appalachian Mountains). Apply in March or early April but before spring growth begins.

**APPLE**

Use Karmex DF alone or apply as a tank mixture with Sinbar® Herbicide.

Do not apply more than 4 lbs per acre per year. When using Karmex DF in a sequential treatment program, allow a minimum of 90 days between applications. Do not make more than two applications of Karmex DF per year.

**Karmex DF Alone:** Use only under trees established in the orchard for at least 1 year. Do not treat varieties grafted on full-dwarf root stocks. Apply 4 lbs/Acre in the spring from March through May. In the Far West, apply 4 lbs/Acre to small weeds less than 2 inches in height or diameter under dormant trees. Alternatively, treatments to small weeds may be applied at 2 lbs/Acre postharvest followed by 2 lbs/Acre prior to bud break.

**Georgia:** Apply 2 to 3 lbs/Acre in the spring. Repeat application in the fall but do not use more than 4 lbs/Acre per year. Add a surfactant to improve control of small, emerged weeds.

**Karmex DF plus Sinbar:** Use only under trees established in the orchard for at least 2 years. Apply either in the spring or after harvest in the fall before weeds emerge or during early seedling stage of weed growth.

**RATE/ACRE**

Soil Texture	1 to 2% Organic Matter			More Than 2% Organic Matter		
	Karmex DF Lbs/Acre		Sinbar Lbs/Acre	Karmex DF Lbs/Acre		Sinbar Lbs/Acre
Sandy Loam	1.0	+	1.0	1.5	+	1.5
Loam, Silt Loam, Silt	1.5	+	1.5	2.0	+	2.0
Clay Loam, Clay	2.0	+	2.0	2.0	+	2.0

Where crop is grown under furrow irrigation or under raised-berm flood irrigation (trees 4 to 6 inches above waterline), apply only as a band treatment. Do not treat trees planted in the bottom of irrigation furrows, nor trees grown under flat flood or basin irrigation as injury to trees may result. Where complete weed control to harvest is desired, additional weed control measures may be required during the growing season.

**ARTICHOKE**

**California:** Apply 2 to 4 lbs/Acre in late fall or early winter after the last cultivation. Apply before weeds germinate or to emerging seedlings. Direct spray to cover the area between the rows and at the base of artichoke plants keeping contact with crop plants at a minimum.



#### ASPARAGUS

Apply as a band or broadcast treatment. Do not apply to young plants during the first growing season (except as noted below), nor to newly seeded asparagus, nor on plants with exposed roots as severe injury may result.

Preemergence weed control will be reduced on soils with greater than 5% organic matter.

**Established Plantings:** On light soils and other soils low in clay or organic matter, apply 1 to 2 lbs/Acre. On soils high in clay or organic matter, use 2 to 4 lbs/Acre. Two applications may be used. The first application should be made before weeds become established but no earlier than 4 weeks before spear emergence and no later than the early cutting period. If weeds are controlled into the cutting period by cultural practices, application may be delayed until immediately after the last cultivation. A second application may be made immediately following completion of harvest provided rainfall is expected. When two applications are used in one season, do not exceed 3 lbs/Acre per application. In Washington (irrigated crop), apply a single treatment of 4 lbs/Acre. If treatment is delayed until late winter or early spring, incorporation of the chemical in the top 1 to 2 inches of soil may substitute for lack of rain to activate the herbicide.

**Newly Planted Crowns (San Joaquin Delta, California):** Make a single treatment of 2 to 4 lbs/Acre on soils high in clay or organic matter. Use the lower rate on clay loams and the higher rate on peat soils. Do not use on soils containing less than 2% organic matter. Soil must be settled by rainfall or irrigation prior to treatment. Do not treat crowns planted to a depth of less than 2 inches.

#### BANANA AND PLANTAIN

**New Plantings:** To control annual weeds, apply 1.5 to 3 lbs/Acre after planting but before weed or crop emergence. Do not apply to loose soil directly over the planting material.

**Established Plantings:** For control of annual weeds and for top-kill of perennials such as bermudagrass, birdseed grass, and guineagrass, apply 3 to 6 lbs/Acre plus surfactant. Avoid contact of banana and plantain plants with spray or drift as injury may result. When tall, dense weed growth is present, remove weed growth before application. If application is made to soil free of weeds, omit surfactant from the spray mixture. Repeat treatment as necessary. Apply at 6-week intervals or longer for a maximum of 12 lbs/Acre of Karmex DF per acre (broadcast basis) in 12 months.

**Note:** Do not replant treated area to any crop within 2 years after last application as injury to subsequent crops may result. Exception; sugarcane or pineapple may be planted after 1 year.

#### BARLEY (WINTER) (DRILL PLANTED)

**Western Oregon and Western Washington:** Make a single application of 1.5 to 2 lbs/Acre as soon as possible after planting but before emergence of barley.

Do not replant treated areas to any crop within 1 year after last application as injury to the subsequent crop may result.

#### BIRDSFOOT TREFOIL (LOTUS)

**Western Oregon:** Treat only stands established for at least 1 year. Do not apply to seedling trefoil as injury may result. Make a single application of 2 lbs/Acre when trefoil is dormant (October 15 to December 15). Do not replant treated areas to any crop within 1 year after last application as injury to subsequent crops may result.

#### BLUEBERRY, CANEBERRY, GOOSEBERRY

Use only in fields which have been established for at least 1 year. Do not apply to berries interplanted with fruit trees. Do not apply to plants where roots are exposed as injury may result. Apply as a band treatment at base of canes or bushes. For spring application, apply before germination and growth of annual weeds.

**Arkansas, Florida, Georgia, Mississippi, Missouri, New Hampshire, North Carolina, South Carolina Blueberry:** Apply 1.5 to 2 lbs/Acre in the spring and repeat treatment after harvest in the fall. Add a surfactant to improve control of small, emerged weeds.

**California-Blackberry, Boysenberry, Dewberry, Loganberry, Raspberry:** For control of winter annual weeds, apply 2 lbs/Acre in October or November. Repeat at the same rate in late spring to control summer annuals. A single application of 3 lbs/Acre in January or February will control annual weeds in some areas, but the separate fall and spring schedule is preferred.

**Indiana, Michigan, Ohio-Blueberry:** Apply 2 to 4 lbs/Acre in late spring. Alternatively, apply 2 lbs/Acre in the fall and repeat at the same rate in the spring.

**Indiana, Michigan, Ohio-Raspberry:** Apply 3 lbs/Acre in late spring.

**Maine, Massachusetts-Blueberry:** Apply 2 lbs/Acre in late spring.

**Maryland, New Jersey-Blueberry:** For control of winter annual weeds, apply 2 lbs/Acre from October to December, or make a single application of 2.5 lbs/Acre in early to mid-spring.

**Western Washington, Western Oregon-Blueberry, Caneberry, and Gooseberry:** For control of winter annual weeds, apply 2 lbs/Acre in October or November. Repeat at the same rate in late spring to control summer annual weeds. A single application of 3 lbs/Acre in January or February will control both winter and summer annual weeds in some areas, but the separate fall and spring schedule is preferred.

#### CITRUS

Time application as indicated for specific areas, however, application may be made any time of the year where sprinkler or flood irrigation can be timed to activate the herbicide. Established perennial weeds require other special control procedures.

Karmex DF may be applied in citrus and in combination with registered paraquat and glyphosate formulations. Read and follow specific label instructions, precautions, and restrictions on the label of the tank mix partner when applying Karmex DF with other products.

Note: For citrus trees four or less years of age, make a maximum of two applications per year. Where Karmex DF is used in a sequential treatment program, allow a minimum of 60 days between applications. For citrus trees four or more years of age, make a maximum of two applications per year. When Karmex DF is used in a sequential treatment program, allow a minimum of 80 days between applications.

**Arizona (except Yuma area) and California (except Imperial and Coachella Valleys):** Apply 3 to 4 lbs/Acre shortly after grove has been laid up in final form (non-tillage program) in late fall or early winter. Alternatively, apply 2 lbs/Acre in October or November and repeat at the same rate in March or April. Subsequent annual applications of 2 to 3 lbs/Acre will usually give adequate weed control.

**Florida:** Use only as a band application. Do not use "Trunk to Trunk".

##### **East Coast/Flatwoods Areas- (low permeable soils)**

Apply from 2 lbs/Acre to a maximum of 8 lbs/Acre for control of annual broadleaf weeds and annual grasses. Addition of an approved surfactant will improve control of emerged weeds.

Do not use more than 8 lbs per treated acre in any one application.

Do not apply more than 8 lbs per treated acre per year. This amount corresponds to 6.4 pounds of diuron, the active ingredient in Karmex DF.

The maximum allowable use rate for diuron is 6.4 pounds active ingredient per treated acre per year inclusive of all diuron formulations used within 1 year.

##### **Ridge Areas-except Highland Co. (highly permeable soils)**

Apply from 2 lbs/Acre to a maximum of 4 lbs/Acre for control of annual broadleaf weeds and annual grasses. Addition of an approved surfactant will improve control of emerged weeds. Do not use more than 4 lbs per treated acre in any one application.

Do not apply more than 8 lbs per treated acre per year. This amount corresponds to 6.4 pounds of diuron, the active ingredient in this product.

The maximum allowable use rate for diuron is 6.4 pounds active ingredient per treated acre per year inclusive of all diuron formulations used within 1 year.

##### **Ridge Areas-Highland Co. (highly permeable soils)**

Apply from 2 lbs/Acre to a maximum of 4 lbs/Acre for control of broadleaf weeds and annual grasses. Addition of an approved surfactant will improve control of emerged weeds. Do not use more than 4 lbs per treated acre in any one application.

Do not apply more than 6 lbs per treated acre per year. This amount corresponds to 4.8 pounds of diuron, the active ingredient in Karmex DF.

The maximum allowable use rate for diuron is 4.8 pounds active ingredient per treated acre per year inclusive of all diuron formulations used within 1 year. Do not use at less than 60-day intervals.

**Puerto Rico:** Make a single application of 4 to 8 lbs/Acre or apply 3 to 4 lbs/Acre followed by the same rate 4 to 6 months later. On bearing citrus, apply anytime when seasonal rains are expected. On non-bearing trees, apply when winter banks are pulled down.

**Texas:** Apply 2 to 4 lbs/Acre for annual weeds. Use 4 to 6 lbs/Acre for control of seedling johnsongrass. Spring treatments give best results. Well-established weeds should be eliminated by cultivation prior to treatment.

## CORN (FIELD)

**Postemergence:** Make a single application of 0.75 lb./Acre in combination with non-pressure nitrogen solution. If nitrogen solution is not used, apply 1 lb./Acre with surfactant. Apply as directed spray when corn is at least 20 inches high and weeds are no taller than 3 inches.

**DO NOT APPLY OVER TOP OF CORN.**

Do not replant to any crop within 1 year after last application as injury to subsequent crops may result. Exception: cotton, corn, and grain sorghum may be planted the spring following treatment.

**Preemergence-Arkansas, Louisiana, Mississippi, and Tennessee:** Make a single application of 0.67 to 1 lb./Acre as a broadcast or band treatment after planting but before corn emerges. Plant corn at least 1 ½ inches deep. Do not replant treated areas to crops other than corn or cotton within 4 months following band treatment and 6 months following broadcast treatment as injury to subsequent crops may result.

## COTTON

### USE PRECAUTIONS:

During a single crop season, do not exceed the following amount of Karmex DF per acre as injury to subsequent crops may result; 1 lb. on sandy loam, 1.8 lbs on clay loam, and 2.75 lbs on clay.

Do not make more than 3 applications of Karmex DF per year.

**DO NOT SPRAY OVER THE TOP OF COTTON PLANTS.**

Do not apply to sand or loamy sand soils.

Do not use on soils with less than 1% organic matter as crop injury may result.

Seedling disease may weaken plants and increase the possibility of injury from the use of trifluralin products followed by Karmex DF. These treatments should be used only in conjunction with a standard fungicide seed treatment plus a good supplemental soil fungicide program such as captan-PCNB mixture.

Do not use Karmex DF in preplant or preemergence applications where soil-applied organophosphate insecticides are used due to potential for severe cotton injury and possible stand loss.

Do not allow livestock to graze treated cotton.

**Note:** When using Karmex DF in a sequential treatment program, allow a minimum of 21 days between applications.

### PREPLANT

**Arizona and California:** Use Karmex DF alone or apply as a separate operation following preplant broadcast treatment with trifluralin products (incorporated according to directions on the trifluralin product label). Apply Karmex DF as a broadcast spray after beds are formed, pre-irrigated, and final seedbeds prepared. Prior to planting, drag-off the tops of the beds and plant in moist soil not treated with Karmex DF. Treated soil is returned to the bed after planting when irrigation furrows are reformed after cotton has emerged. If more than two furrowing-out operations are performed prior to lay-by, or deep furrows are made early, weed control may be reduced in the furrow bottoms.

**Karmex DF Alone:** Apply at 1 to 2 lbs/Acre

**Karmex DF following trifluralin products:**

	RATE/ACRE		
Soil Texture		Trifluralin products	Karmex DF
Sandy Loam, Loam, Silt Loam, Silt		1 pt.	0.67-1 lb.
Sandy Clay Loam, Clay Loam, Silty Clay Loam, Sandy Clay, Clay		1.5 pts.	1-1.25 lbs

## PREPLANT

**Except Arizona and California:** Karmex DF may be used for burndown of existing annual weeds and residual control of weeds prior to planting cotton. Complete any planned tillage prior to application. Apply herbicide treatments before weeds germinate or before weed seedlings are more than 2 inches tall. If weeds are emerged prior to application, the addition of a non-ionic surfactant is recommended. Tillage following application should be avoided to prevent incorporation of the herbicide into the cotton seed germination zone which may result in crop injury. Dragging treated soil from beds will concentrate the herbicide in middles and reduce residual weed control on the beds.

Apply Karmex DF at 1 to 2 lbs/Acre from 15 to 45 days prior to anticipated planting. Refer to the table below for use rates in preplant applications. Do not exceed suggested use rates for individual soil textures shown in the table below. If less than the maximum rate of application for a given soil is applied preplant, subsequent preemergence applications of Karmex DF may be made. However, the total combined application rate for Karmex DF applied preplant and preemergence may not exceed the maximum suggested use rate for either application method.

### Karmex DF Alone:

SOIL TEXTURE	RATE/ACRE
Sandy Loam, Loam, Silt Loam, Silt	1 lb.
Sandy Clay Loam, Clay Loam, Silty Clay Loam, Sandy Clay	1.25 lbs
Silty Clay, Clay	2 lbs

Preemergence application of herbicides with a similar mode of action to that of diuron following preplant application of Karmex DF may result in cotton injury. When preplant applications of Karmex DF are followed by preemergence applications of herbicides with a similar mode of action, for example of Meturon<sup>®</sup>, Cotoron<sup>®</sup>, or other products containing fluometuron, product containing fluometuron should be used at the minimum rate of application for the soil under consideration in order to reduce potential for crop injury. This is most critical where applications of Karmex DF are made less than 30 days preplant, on coarse-textured soils, and on soils low in organic matter. The risk of injury from preplant applications of Karmex DF is reduced where substantial rainfall (greater than 0.5 inches) occurs between application and planting. Read and follow any additional precautions on the Karmex DF label when using this product for preplant weed control in cotton.

**PREPLANT TANK MIXES:** When emerged weeds taller than 2 inches or weeds not listed on the Karmex DF label are present, Karmex DF may be tank mixed with other products registered for preplant applications in cotton. The addition of dry spray grade ammonium sulfate at the rate of 2.0% w/w (17 lbs per 100 gallons finished spray solution) is suggested to enhance performance of Karmex DF plus glyphosate tank mixes. **REPLANTING:** Only cotton and corn may be planted within 6 months of preplant applications of Karmex DF. To avoid crop injury following replanting, avoid disturbing the original bed.

## PREEMERGENCE

**Except Arizona and California:** Use Karmex DF alone or apply as a separate operation following preplant treatment with trifluralin products. Apply Karmex DF after planting but before cotton emerges.

Do not treat cotton in deep furrows as crop injury may result.

Use only where cotton is planted on flat or raised seedbeds. Shallow incorporation (no deeper than 0.25 inch) with a rotary hoe or similar equipment following planting usually improves results, especially during dry weather. A wide press wheel should be used on the planter to provide a level seedbed for subsequent early season postemergence treatments. If moisture is insufficient to activate Karmex DF or if soil becomes crusted before crop emerges, a shallow rotary hoeing (no deeper than 0.25 inch) should be made before weeds become established. Karmex DF should not be applied preemergence following application of the maximum rate for a given soil applied preplant. If less than the maximum rate is used preplant, additional Karmex DF may be applied preemergence. However, the total amount of Karmex DF applied preplant and preemergence must not exceed the maximum suggested use rate for either preplant or preemergence applications.

**Karmex DF Alone:** Make a single application as a broadcast or band spray, using the following broadcast rates. Use proportionately less for band treatment.

SOIL TEXTURE	RATE/ACRE
Sandy Loam, Loam, Silt Loam, Silt	1 lb.
Sandy Clay Loam, Clay Loam, Silty Clay Loam, Sandy Clay	1.25 lbs
Silty Clay, Clay	2 lbs

**PREEMERGENCE APPLICATIONS OF KARMEX DF FOLLOWING TRIFLURALIN PRODUCTS:** Apply trifluralin products prior to planting as a broadcast or band treatment. Incorporate according to the directions on trifluralin labels. As a separate operation apply Karmex DF after planting but before cotton emerges. Use the following broadcast rates; for band treatment use proportionately less.

Soil Texture	Trifluralin products	Karmex DF
Sandy Loam, Loam, Silt Loam, Silt	1 pt.	1 lb.
Sandy Clay Loam, Clay Loam, Silty Clay Loam, Sandy Clay, Clay, Silty Clay	1.5 pts.	1.25-2 lbs

**POSTEMERGENCE:** Apply Karmex DF only as a directed spray to cover weed foliage. Adjust nozzles to minimize contact of cotton leaves with spray or drift or crop injury may result. Applications may also be made in hooded/shielded sprayers.

**EARLY SEASON:** Apply when cotton is at least 6 inches tall and when weeds are actively growing and do not exceed 2 inches in height. Apply as a band or broadcast treatment at the following rate. Two applications may be made if needed.

Annual Weed Problem (up to 2 inches tall)	Rate Per Acre
Cotton 6-8"	0.5 lb.
Cotton 8-12"	0.75 lb.

For control of seedling perennial grass such as johnsongrass in directed sprays and partial control of nutsedge or when weed growth is under drought stress or over 2 inches in height, add 2 to 3.5 lbs active DSMA or 1.65 to 2 lbs active MSMA to above spray mixture. If DSMA or MSMA are used, do not apply after first bloom.

For enhanced weed control in hooded/shielded sprayer applications, add MSMA or DSMA as suggested above; or add registered glyphosate or paraquat formulations according to label recommendations. Consult product labels for specific recommendations and precautions for hooded/sprayer applications.

**LATE SEASON (LAY-BY):** Apply 1 to 1.5 lbs/Acre (1 to 2 lbs in Arizona and California) per acre when cotton is at least 12 inches high (at least 20 inches for Pima S-2). For control of germinating weed seedlings, apply to soil beneath cotton plants and between rows immediately after last cultivation. In irrigated cotton, best weed control is obtained if the field is irrigated within 3 to 4 days after application, to thoroughly wet the surface of the ground over the row to carry the herbicide into the root zone of germinating weeds. Alternatively, for control of emerged annual weeds (4 inches or less in height) at lay-by time, make a single application in combination with surfactant, or use 0.5 to 0.75 lb./Acre plus surfactant and repeat later if needed.

**REPLANTING:** If initial seeding fails to produce a stand, cotton may be replanted in soil treated preemergence with Karmex DF alone or following preplant application of trifluralin products. Wherever possible, avoid disturbing original bed. If necessary to rework soil before replanting, use shallow cultivation such as discing. Do not relist nor move soil into the original drill area. Plant seed at least 1 inch deep. Do not retreat field with a second preplant or preemergence application of herbicide during the same crop year as injury to crop may result.

### SUBSEQUENT CROPS

Karmex DF Herbicide Type of Application	That May Follow Treated Cotton
Band pre or postemergence	Any crop 4 months after last application
Band pre plus postemergence or Broadcast preemergence (and preplant) or Broadcast preemergence plus band postemergence	Cotton, soybeans, corn, or grain sorghums (not sorgos or forage sorghums nor grass sorghums) the next spring. Do not replant treated areas to any other crop within 1 year after last application as injury to subsequent crops may result.
Broadcast postemergence (lay-by)	Cotton, corn, grain sorghums (not sorgos or forage sorghums nor grass sorghums) the next spring. Do not replant treated areas to any other crop within 1 year after last application as injury may result.
For subsequent crops in fields where trifluralin products are used, follow instructions on the trifluralin product label.	

#### FILBERTS

Karmex DF is recommended for control of certain weeds in filbert orchards established for at least 1 year. Do not apply more than 4 lbs per acre per year. When using Karmex DF in a sequential treatment program, allow a minimum of 150 days between applications. Apply Karmex DF as a directed spray, avoiding contact on the foliage and fruit with spray or drift. Make an initial treatment of 2.75 lbs/Acre in the late fall or early winter after harvest. Repeat annually with 2.75 lbs/Acre, or apply 2 lbs/Acre in October or November after harvest and repeat at the same rate in March or April.

Do not apply when nuts are on the ground.

Do not graze livestock in treated orchards.

Do not use on light sandy soils.

If trees are planted on hillsides, the elimination of weeds and ground cover may cause excessive soil erosion. Under these conditions, strip applications of Karmex DF (at proportionately lower rates) may be made near the trees or to the tree rows perpendicular to the slope.

#### GRAPE

Apply only as a band treatment to established vineyards at least 3 years old. On soils low in clay or organic matter (1 to 2%), severe plant injury may result if heavy rainfall or more than 1 inch of irrigation occurs soon after treatment. This risk must be assumed by the user.

Do not apply more than 5 lbs/Acre as a single maximum use rate. Do not apply more than 10 lbs/Acre per year. When using Karmex DF in a sequential treatment program, allow a minimum of 90 days between applications. Avoid direct or indirect spray contact to foliage and green bark (non-barked vines with the exception of undesirable suckers). Apply a maximum of two applications per year.

**New York and Pennsylvania-Perennial Grasses:** Use only in established vineyards (at least 4 years old) for spot control of perennial grasses such as orchardgrass, quackgrass, and ryegrass. Apply in the spring as a band treatment to ridged soil (2 to 4 inches high) under trellis at the rate of 8 to 10 lbs/Acre. Band width should not exceed 30 inches. Do not apply more than once every 4 years. Use only on heavy soil types such as loams, silt loams, clay loams. Do not use in areas where grape roots are shallow or exposed, because of high bedrock, poor drainage, or erosion as injury to grapevines may result.

**East of the Rocky Mountains:** On soils low in clay or organic matter (1 to 2%), apply 2 to 3 lbs/Acre. On soils high in clay or organic matter, apply 3 to 6 lbs/Acre. Apply in the spring just prior to germination of annual weeds. **West of the Rocky Mountains:** For best results, apply during the winter months when weeds are less than 2 inches in height or diameter. Rainfall or overhead sprinkler irrigation sufficient to wet the soil to a depth of 2 inches is necessary to activate the herbicide. Abnormally heavy rainfall following application just before spring growth may move the herbicide into the root zone of grapes which could result in injury. For initial treatment, apply 3 to 4 lbs/Acre. Subsequent annual applications of 2 lbs/Acre will usually give adequate weed control. Do not apply to vines with trunks less than 1.5 inches in diameter as injury may result.

#### GRASS SEED CROPS

**(Perennial except where specifically indicated) Except as noted, apply only to established plantings at least 1 year old.**

**Note:** Apply a single application per year at up to 3 lbs/Acre. May be applied by aerial application in the Pacific Northwest only.

**Colorado, Kansas, Missouri, New Mexico, and Oklahoma:** On sand bluestem, side oats grama, and switchgrass, apply 2 to 3 lbs/Acre during the dormant period shortly before weed seedlings emerge. Do not apply after crop begins growth in the spring as crop injury may result. In fields where ash residues have accumulated from burning straw use 3 lbs/Acre. Spread unburned chaff or straw with a harrow or chopper before application.

**Eastern Oregon, Eastern Washington:** On perennial bluegrass and fescue apply 1 to 3 lbs/Acre as broadcast in enough diluent to get even distribution. Apply in spring before rapid growth of the crop begins and when the windgrass is still small (1-4 leaf). DO NOT use on coarse (sand)-textured soils.

**Western Oregon, Western Washington:** On alta fescue, Astoria bentgrass, Highland bentgrass, Kentucky bluegrass (Merion bluegrass), and orchardgrass, apply 2 to 3 lbs/Acre between October 1 and November 15. In fields where ash residues have accumulated from burning straw, use 3 lbs/Acre. Spread unburned chaff or straw with a harrow or chopper before application. For best results, apply as soon as possible after fall rains start.

Established weeds beyond two to four leaf stage should be removed prior to treatment.

Well established vigorous stands of spring planted alta fescue, Kentucky bluegrass, and orchardgrass may be treated the following fall provided the crop is planted before April 1 and treatment is not applied before October 15; apply 2 lbs/Acre.

**Oregon and Washington:** Apply in the fall to perennial ryegrass at the rate of 1 to 2 lbs/Acre and to tall fescue at the rate of 2 to 3 lbs/Acre. Use a sufficient volume of water, and minimum of 25 gallons per acre, for thorough coverage of weed foliage. For best results, make applications at the onset of the fall rains and before weeds have become established (typically October 1 through November 15). Established weeds beyond the 2-4 leaf stage should be removed prior to treatment.

Apply only to well established, vigorous stands. Do not apply to perennial ryegrass stands less than one year old. Use mechanical agitation and avoid overlap of spray patterns. Weed control efficacy may be reduced in fields where ash residues have accumulated from burning straw.

**Annual Ryegrass for the Creation of Rows:** Apply 1 to 2 lbs/Acre as a directed or shielded spray so the intended crop row area is not treated. These applications should be made where excessive populations of annual ryegrass are anticipated to volunteer from previous crops. Applications can be made as a directed/shielded spray during seeding or after emergence of annual ryegrass. These applications generally will occur between October 1 and January 15. Karmex DF is most effective when applied before annual ryegrass volunteer plants have more than 2 leaves. If larger plants are to be treated, addition of a labeled postemergence herbicide will provide more effective control.

Adjust nozzle heights and spacing to allow the establishment of the desired row width (generally about 3 inches) and spacing (generally 9 to 12 inches). Use of low-pressure nozzles, shielded nozzles, or drop nozzles to reduce spray movement in the intended crop row area is recommended.

**Fine Fescue Grass Seed Crops (including chewings, creeping red, and hard fescue types):** For the suppression of rattail fescue, apply at 1 to 2 lbs/Acre on soils having at least 1% organic matter. Do not use on sand, loamy sand, gravelly soils, or exposed sub-soils.

**Crop Stage and Application Timing:** Karmex DF is recommended for use on healthy vigorous stands of fine fescue. Karmex DF can be applied to stands established at least 1 year or to new plantings that have been established for at least 6 months and have a minimum of eight tillers at time of application.

Apply in fall before grass weeds are beyond the one to two leaf stage and before broadleaf weeds are larger than 1 to 2 inches tall or across. Use the high end of the rate range for large weeds or where weed populations are high.

Approximately 1/2 to 1 inch of rainfall or sprinkler irrigation is needed to move Karmex DF into the weed zone before weeds develop an established root system. Weeds larger than the size indicated or those having a well established root system before Karmex DF is properly activated by rainfall/irrigation may not be adequately controlled.

Weed control may be reduced by heavy straw residues or ash from field burning.

**Tank Mixes:** Karmex DF can be applied either alone or in a program involving tank mixes with other herbicides and adjuvants. When using a tank mix with other herbicides, use 1 to 1.5 lbs/Acre unless prior experience indicates it is safe to use higher rates. Tank mixes with other herbicides can increase the risk of crop injury. When using a certain tank mix for the first time, limit use to a small area to determine safety before treating large areas.

#### **Use Precautions:**

Do not replant treated areas to any crop within 2 years of last application as injury to subsequent crops may result.

Do not apply to snow covered or frozen ground as injury to the crop or poor weed control may result.

Do not treat stands lacking in vigor due to poor fertility, environmental stress, insect or disease, or damage from other herbicides.

**New Plantings—Oregon, Washington:** For use in newly planted bentgrass, chewing fescue, Kentucky bluegrass, perennial ryegrass, orchardgrass, and tall fescue. During planting operation, spray a suitable brand of activated charcoal as a 1-inch band on soil surface at 15 pounds per acre of crop where row spacing is 20 inches (300 pounds per acre broadcast basis). Mount nozzles to apply directly over seed rows to prevent crop injury. Follow with Karmex DF as a single broadcast spray at the rate of 2.5 to 3 lbs/Acre. Apply as soon as possible after planting but before crops or weeds emerge and before rains or sprinkler irrigation. Fall or spring plantings may be treated. Best results usually occur with early fall plantings. Treatment will not control downy brome or wild oats.

**PERENNIAL RYEGRASS, TALL FESCUE, KENTUCKY BLUEGRASS, AND FINE FESCUE (Grown for Seed)**

For control of certain broadleaf weeds and annual grasses apply this product only to well-established vigorous stands of grasses as directed below. Use sufficient water (a minimum of 25 gallons per acre) for thorough coverage of weed foliage. For best results, make application at the onset of fall rains and before weeds become established (typically October 1 through November 15). Weeds beyond the 2- to 4-leaf stage will usually not be controlled. Use higher rates within the range listed when treating larger weeds and heavier weed infestation. Weed control may be reduced where straw or ash residues have accumulated on the soil surface. Lack of moisture to activate the herbicide may reduce weed control. Tank mixtures or sequential treatments with other herbicides may reduce crop tolerance and increase risk of crop injury. When using Karmex DF in a tank mix or in a sequential treatment with other herbicides, do not use the maximum rates listed below unless compatibility and the potential for phytotoxicity have been evaluated. Crop tolerance may be reduced and the likelihood of crop injury may increase when crop is under stress caused by weather, diseases, and insects.

**Perennial Ryegrass (Established) (Oregon Only):** Apply 1 to 2 pounds per acre per season (October 1 through mid-January) to control seedling grasses and broadleaf weeds such as annual bluegrass and others named on this label.

**Tall Fescue (Established) (Oregon Only):** Apply 2 to 3 pounds per acre per season (October 1 through mid-January) to control seedling grasses and broadleaf weeds such as rattail fescue and others named on this label.

**Kentucky Bluegrass (Established stands east of the Cascade Mountains) (Oregon, Washington Only):** Apply 1.5 to 3 pounds per acre per season (October 1 through mid-January) for suppression of rattail fescue and certain other seedling grasses and broadleaf weeds named on this label. Downy brome is not controlled. Do not use on *Poa trivialis* grass seed varieties.

**Fine Fescue (Illahe, Rainier, Chewings, and related varieties including Hard Fescue) (Established stands west of the Cascade Mountains) (Oregon Only):** Apply 1 to 2 pounds per acre for suppression of rattail fescue and certain other seedling grasses and broadleaf weeds named on this label. Make only 1 application per year. Do not use this product more than two years in succession in the same field.

**MACADAMIA NUT**

**Hawaii:** Use only under trees established in the orchard for at least 1 year. Apply 2 to 6 lbs/Acre immediately after harvest, preferably before weeds emerge. If weeds have emerged, add surfactant. Retreat as needed but do not exceed 10 lbs/Acre per year.

**OATS**

Do not replant treated areas to any crop within 1 year after last application as injury to subsequent crops may result.

**DRILL PLANTED SPRING OATS—Idaho, Eastern Oregon, Eastern Washington:** Use in areas where average annual rainfall exceeds 16 inches. Make a single application of 1 to 1.5 lbs/Acre after planting, either before or after oats emerge but within 6 weeks of planting. Best results are usually obtained when application is made 3 to 4 weeks after planting. Apply before weeds are 3 to 4 inches in height.

**DRILL PLANTED WINTER OATS AND MIXTURE WITH PEAS OR VETCH—Western Oregon and Western Washington:** Make a single application of 1.5 to 2 lbs/Acre as soon as possible after planting but before crop emergence.

**OLIVE**

**California:** Use only under trees established in the grove for at least 1 year. Apply 2 lbs/Acre after the grove has been laid-up in final form in late October or November. Repeat at same rate in March or April. Remove weed growth prior to treatment.

**PAPAYA**

Use only under trees established in the orchard for at least 1 year. Apply 2.5 to 5 lbs/Acre, preferably before weeds emerge. If weeds have emerged, add surfactant.



### PEAS (AUSTRIAN FIELD)

**Western Oregon:** Karmex DF is recommended for selective control of certain weeds in Austrian field peas.

Apply 1.5 to 2 lbs Karmex DF per acre as a broadcast spray with air or ground equipment as soon as possible after planting but before crop emerges for control of weeds such as chickweed, sheperdspurse, wild mustard, fiddleneck, lambsquarters, pigweed, and annual bluegrass. Use lower rate on coarse-textured soils and higher rate on fine-textured soils.

Do not use Karmex DF on sand, sandy loam, gravelly soils, or exposed sub-soils, or on soils having less than 1% organic matter as crop injury may result. Do not replant treated area to another crop within 1 year of application. Crop injury may result if severe winter stress, disease, or insect damage to the crop follows application.

### PEACH

Karmex DF may be applied alone or as a tank mix with Sinbar.

Where crop is grown under furrow irrigation or under raised-berm flood irrigation (trees 4 to 6 inches above waterline), apply only as a band treatment. Do not treat trees planted in the bottom of irrigation furrows, nor trees grown under flat flood or basin irrigation, as injury to trees may result. Where complete weed control to harvest is desired, additional weed control measures may be required during the growing season.

**Karmex DF Alone:** Use only under trees established in the orchard for at least 3 years. Apply 2 to 2.75 lbs/Acre in the early spring before weeds emerge or during the early seedling stage of weed growth. In California, apply 2-3.75 lbs/Acre. Do not apply within 20 days of harvest in states east of the Rocky Mountains. In the Far West, do not apply within 8 months of harvest.

**Georgia:** On trees established for at least 2 years, apply 2 to 2.75 lbs/Acre in the spring. Repeat application in the fall but do not exceed 5 lbs/Acre per year. Add surfactant to improve control of small, emerged weeds. **Karmex DF plus Sinbar:** Use only under trees established in the orchard for at least 2 years. Apply either in the spring or after harvest in the fall before weeds emerge or during early seedling stage of weed growth.

#### RATE/ACRE

Soil Texture	1 to 2% Organic Matter		More Than 2% Organic Matter	
	Karmex DF Lbs/Acre	Sinbar Lbs/Acre	Karmex DF Lbs/Acre	Sinbar Lbs/Acre
Sandy Loam	1.0 +	1.0	1.5 +	1.5
Loam, Silt Loam, Silt	1.5 +	1.5	2.0 +	2.0
Clay Loam, Clay	2.0 +	2.0	2.0 +	2.0

### PEAR

Use only under trees established in the orchard for at least 1 year. Do not treat varieties grafted on full-dwarf root stocks. Apply 4 lbs/Acre in the spring from March through May. In the Far West, apply 4 lbs/Acre to weeds less than 2 inches in height or diameter under dormant trees. Alternatively, apply to small weeds at 2 lbs/Acre postharvest followed by 2 lbs/Acre prior to budbreak.

### PECAN

Use Karmex DF alone or as a tank mix with Sinbar. Make a single band or broadcast application as a directed spray using a minimum of 30 gallons of water per acre. Apply in the spring before weeds emerge or during the early seedling stage of growth.

#### RATE/ACRE

Soil Texture	Karmex DF Alone*	OR	Tank Mix** Karmex DF	+	Sinbar
Sandy loam	2 lbs		1.5 lbs	+	1.5 lbs
Loam, Silt loam, Silt	3 lbs		1.75 lbs	+	1.75 lbs
Clay loam, Clay	4 lbs		2 lbs	+	2 lbs

\*Use only under trees established in the grove for at least 3 years and on soils with at least 0.5% organic matter.

\*\*Use only under trees established in the grove for at least 1 year and on soils with at least 1% organic matter. Note: Do not use on eroded areas where sub-soil or roots are exposed, nor on trees that are diseased or lacking in vigor, or on trees planted in irrigation furrows as injury may occur.

## PEPPERMINT

**Washington, Oregon, Idaho:** Apply Karmex DF at 0.75 to 1 lb./Acre on soils having 1 to 2% organic matter. Apply Karmex DF at 1 to 2 lbs/Acre on soils having 2.1 to 3.0% organic matter. Apply Karmex DF at 2 to 3 lbs/Acre on soils having more than 3.0% organic matter.

**Use Precautions:** Do not apply to stands of mint suffering from stress due to low fertility, drought, winter injury, insects, disease, or damage from other herbicides or other causes.

Do not apply to snow covered or frozen ground as injury to the crop or poor weed control may result.

Do not apply to sand, loamy soil, gravelly soils, or exposed sub-soils. Do not apply to soils that have a high salt content and/or high water table or poor drainage that retards mint root development resulting in a shallow root system. Do not apply to soils having less than 1% organic matter.

**Application Timing:** Apply Karmex DF to established (at least one year) stands of mint during the late winter dormant period or after flaming in the spring prior to the emergence of new growth. Do not cultivate after application.

If weeds are present at time of application, the use of a surfactant at 0.25% v/v or crop oil concentrate at 1.0% v/v may be used to increase the performance of Karmex DF postemergence to weeds.

**Tank Mixes and Sequential Treatments:** Karmex DF can be applied either alone or in a program involving tank mixes and/or sequential treatments with other herbicides and adjuvants providing Karmex DF is not applied to actively growing mint plant.

When using a tank mix with other herbicides, use the lower end of the Karmex DF use rate range unless prior experience indicates it is safe to use higher rates. Tank mixes and sequential treatments with other herbicides can increase the risk of crop injury. When using a certain tank mix or sequential treatment for the first time, limit use to a small area to determine safety before treating large areas.

## PINEAPPLE

**Hawaii:** Apply 2 to 6 lbs/Acre as a broadcast spray just before or immediately after planting but prior to weed emergence. Use 2 to 4 lbs/Acre after harvesting the plant crop or ratoon crop (for the first ratoon crop as well as subsequent ratoon crops) but before differentiation. For plant crop only, additional broadcast or interspace applications may be made prior to differentiation at the rate of 2 lbs/Acre at intervals of not less than 2 months. Additional applications to plant crop may be made as needed to interspace only using 2 lbs/Acre. Do not apply more than 12 lbs/Acre as broadcast sprays nor more than 16 lbs total per acre per plant crop. Treated areas may be planted to pineapple or sugarcane 1 year after last application.

**Florida:** Apply 4 to 8 lbs/Acre as a broadcast spray just before or immediately after planting but prior to weed emergence. For ratoon crop use 4 lbs/Acre after harvesting plant crop. For plant crop only, a second and third broadcast or interspace application may be made prior to differentiation at the rate of 2 lbs/Acre at intervals of not less than 2 months. Additional applications to plant crop may be made as needed to interspace only using 2 lbs/Acre. Do not apply more than three broadcast sprays (maximum 12 lbs/Acre) prior to differentiation nor more than 16 lbs total per acre per plant crop. Treated areas may be planted to pineapple or sugarcane 1 year after last application.

**Puerto Rico:** Apply 3.75 to 6.25 lbs/Acre as a broadcast spray before or immediately after planting but prior to weed emergence. Preemergence application controls weeds such as pigweed, crotalaria, morningglory, purslane, crabgrass, foxtail, goosegrass, fall panicum, and sourgrass.

## RED CLOVER

**Western Oregon:** Make a single application of 2 lbs/Acre on established red clover stands at least 9 months old. Apply when red clover is dormant between October 15 to December 15. Do not apply to seedling red clover. Do not replant treated area to any crop within 1 year after last application as injury to subsequent crops may result. Treatment will control annual weeds such as bluegrass, chickweed, hawksbeard, rattail fescue, ryegrass, and velvetgrass.

## SORGHUM (GRAIN)

### DO NOT SPRAY OVER TOP OF SORGHUM.

**Southwestern States:** Apply 0.25 to 0.5 lb./Acre plus surfactant. Apply as a directed postemergence spray after sorghum is 15 inches tall to control weeds 2 to 4 inches in height. Use lower rate on broadleaf weeds up to 2 inches tall. Use the higher rate on grasses up to 2 inches and broadleaf weeds up to 4 inches tall. When the lower rate is used, a second application may be made if needed. Do not exceed 0.5 lb./Acre. Treatment of weeds under drought stress is usually ineffective.

Do not replant treated areas to crops other than cotton or corn within 4 months following band treatment and 6 months following broadcast treatment as injury to subsequent crops may result.

## SUGARCANE

To prevent possible crop injury on new cane varieties, test tolerance to Karmex DF prior to adoption as a field practice. Do not treat sugarcane growing on thinly covered sub-soils or rocky areas as crop injury may result. Temporary chlorosis and stunting of the crop may result from application over emerged cane. Application over emerged cane should be made only as directed below, without the addition of a surfactant or crop oil concentrate.

To minimize chlorosis and stunting, use directed postemergence sprays.

Karmex DF may be applied as a directed spray (including hooded and shielded spray) in combination with formulations of paraquat. Consult the label of the tank mix partner for rates and timings of application, restrictions, and precautions.

**PREEMERGENCE-Florida:** For high organic soils, apply 2 to 4 lbs/Acre as a broadcast or band spray prior to weed emergence after planting or after harvesting plant crop (for ratoon crop).

**POSTEMERGENCE-Florida:** Make one or two applications of 2 lbs/Acre as needed by directed spray inter-row. Alternatively, for panicum control, make up to three applications of 0.5 to 1 lb. per acre plus surfactant as a directed spray after cane has emerged but before panicum exceeds 2 inches in height. Adjust nozzles to spray beneath cane plants and between rows to cover weed foliage and to minimize contact of cane leaves with spray or drift. Do not apply more than 6 lbs total per acre between planting (or ratooning) and harvest.

**Hawaii:** Apply 2 to 6 lbs/Acre as a broadcast spray prior to weed emergence after planting or after harvesting plant crop or ratoon crop. Sequential applications of 2 to 4 lbs/Acre may be made as a broadcast spray over emerged cane or by directed spray inter-row.

If weeds are emerged, add a surfactant and apply as a directed spray. Do not apply more than three treatments nor more than 12 lbs/Acre in Hawaii between planting (or ratooning) and harvest. Treated areas may be replanted to sugarcane or pineapple 1 year after last application.

**Puerto Rico:** Apply 4 to 8 lbs/Acre as a broadcast spray prior to weed emergence after planting or after harvesting plant crop or ratoon crop. A second and third application of 2 to 4 lbs/Acre may be made as a broadcast spray over emerged cane or by directed spray inter-row. If weeds are emerged, add a surfactant and apply as a directed spray.

Do not apply more than 3 treatments nor more than 10 lbs/Acre in Puerto Rico between planting (or ratooning) and harvest. Treated areas may be replanted to sugarcane or pineapple 1 year after last application.

**Louisiana, Texas:** Apply at 3 to 3.75 lbs/Acre. Karmex DF may be applied as a broadcast spray after planting and following the harvesting of sugarcane. Karmex DF may also be applied broadcast in late winter. Application is best when made prior to weed emergence. Karmex DF may be applied as a post-directed spray immediately after the last cultivation. Direct the spray application to the base (no more than 1/3 the plant height) of the sugarcane plants. When small weeds (3 inches or less) are present at application, add a surfactant at 0.25% v/v or crop oil concentrate at 1.0% v/v to the spray mix.

**Use Precautions:** Temporary leaf yellowing may occur following application. Do not apply more than 7.5 lbs/Acre broadcast per year. Use proportionately less for band applications.

## TREE PLANTINGS

**Colorado, Montana, Nebraska, North Dakota, South Dakota, Wyoming:** Use only under established plantings 1 year or older of American elm, caragana, cottonwood, Douglas fir, green ash, honeysuckle, Ponderosa pine, red cedar, Russian olive, and Siberian elm. Use 2.5 to 5 lbs/Acre. Apply as a band 4 feet wide in the tree row (2 feet on each side of row). For example, 1 ounce Karmex DF treats 135 feet of tree row (2 feet on each side of row) at the rate of 5 lbs/Acre. Apply as a directed spray in early spring before weeds emerge and before trees leaf out.

Do not apply to foliage of trees nor under trees growing in low areas as injury may result.

**Idaho, Oregon, Washington:** Karmex DF is recommended for control of weeds to aid in the establishment of hybrid poplar plantings. Apply at 1 to 3 lbs/Acre depending upon soil texture and organic matter content. Use 1 to 2 lbs/Acre on coarse-textured soils and 2 to 3 lbs/Acre on medium- to fine-textured soils. Do not use on gravelly soils or on any soil having less than 0.5% organic matter as injury to trees may result. **Injury may result from applications to poplar plantings grown on sandy soil with low organic matter with sprinkler irrigation.** When applied in a band, the application rate will be in proportion to the area banded on a per acre basis.

Apply in late winter or early spring as a uniform broadcast spray before or after planting but prior to bud swell, or as a directed spray after bud swell. Apply before weeds emerge or after emergence while weeds are small. Some rainfall or water is necessary to move Karmex DF into the weed root zone before weeds become well established. If weeds are present at time of treatment, add a surfactant at 1 to 2 quarts per 100 gallons of spray solution.

**PREPLANT:** Take precautions to prevent treated soil (usually top 1 inch) from coming into contact with roots of trees during the planting process as injury may result.

**POST-PLANT (BROADCAST):** It is best to wait until rain or irrigation has settled the soil around the newly planted trees before applying Karmex DF. If trees are dormant, a broadcast application can be made.

**POST-PLANT (DIRECTED):** If buds have started to swell, use a directed spray pattern that prevents Karmex DF from contact with trees as injury may result. During the growing season (from bud swell to leaf drop), Karmex DF may be applied (alone or with tank mix) between tree rows in shielded and directed sprays.

Karmex DF can be tank mixed with a glyphosate herbicide pre-plant and as a directed spray to broaden the spectrum of weeds controlled and improve post-emergence activity. Use 1 to 3 lbs Karmex DF plus glyphosate herbicide (according to label recommendations) depending upon soil type and weeds to be controlled. **Note:** There are several formulations of glyphosate herbicide. Check the glyphosate herbicide label to verify that the intended use as a pre-plant or post-directed spray on hybrid poplar plantations is allowed. Avoid contact of glyphosate herbicide with foliage, green stems, trees, or other desirable vegetation because severe damage or destruction may result.

#### WALNUT (ENGLISH)

**California, Oregon, Washington:** Use only under trees established in the orchard for at least 1 year. As an initial treatment, apply 2.75 lbs/Acre after the orchard has been laid-up in final form (non-tillage program) in late fall or early winter. Retreat annually with 2 to 2.75 lbs/Acre. In California, apply 2 to 3.75 lbs/Acre. Alternatively, apply 2 lbs/Acre in October or November and repeat at the same rate in March or April.

Do not use on sand, loamy sand, gravelly soils, or exposed sub-soils, nor where organic matter is less than 1%.

Do not graze livestock in treated orchards and groves.

Do not make more than two applications per year. Do not apply more than 4 lbs/Acre per year. In California, do not apply more than 3.75 lbs/Acre per year. When using Karmex DF in a sequential treatment program, allow a minimum of 150 days between applications.

#### WHEAT (WINTER)

**Use Precautions:** Crop injury may result where severe winter stress, disease, or insect damage follows application. Winter-sensitive varieties may be less tolerant of Karmex DF than winter-hardy varieties. Crop injury may result from failure to observe the following: Do not use on sand or loamy sand soils, nor on gravelly or sandy loams with less than 1% organic matter. Do not use on thinly covered or exposed sub-soil area (clay knolls). Do not treat wheat planted less than 1 inch deep. Do not treat wheat where winter climatic conditions have caused "heaving" of plants. Do not treat wheat plants lacking in vigor due to poor emergence, insect damage, disease, high alkalinity or other causes. Do not apply after wheat has reached the "boot" stage of maturity. Unless specified otherwise, do not use with surfactants or nitrogen solution. Do not replant treated areas to any other crop within 1 year after last treatment (except as noted) as injury to subsequent crops may result.

**Idaho, Oregon and Washington-East of Cascade Range:** Where average annual rainfall exceeds 16 inches, make a single application of 1 to 1.5 lbs/Acre.

**FALL TREATMENT:** For early fall planted wheat (seeded before September 10), apply 3 to 6 weeks after planting but before weeds are 3 to 4 inches tall. Treatment after October 1 has generally given best results. Application should not be made after soil freezes in the fall. Wheat planted in late October should not be treated until the following spring.

**SPRING TREATMENT:** Apply as soon as wheat starts to grow. Treatment made prior to April 10 will usually give good results provided weed growth is less than 4 inches tall. Application later than May 1 may give poor results. Alternatively, make a single application of 0.5 to 1 lb. Karmex DF plus 0.25 lb. bromoxynil per acre as a tank mixture in either the fall after wheat has emerged but before soil freezes or in the spring as soon as soil thaws.

Apply before weeds are more than 2 inches tall or across.

Where average annual rainfall is 10 to 16 inches following fall planting, make a single application of 1 to 1.5 lbs/Acre when sufficient moisture is available to germinate wheat seed. Apply before soil freezes and weeds are 2 inches tall. Application later than March 1 may give poor results.

If fall-planted wheat fails to grow due to winter kill or adverse growing conditions after fall treatment, only fields treated before November 1 may be replanted to spring wheat. Spring wheat should not be planted before April 1 and only after deep discing and plowing to a depth of 4 to 6 inches prior to planting. Do not make a second application during the same crop year or injury to the crop may result.

**Oregon, Washington–West of Cascade Range:** Make a single application of 1.5 to 2 lbs./Acre as soon as possible after planting. If wheat and weeds have emerged, apply before weeds are 3 to 4 inches tall.

Alternatively, apply a tank mixture of Karmex DF plus bromoxynil as detailed for “East of Cascade Range”. **Other Areas of Oregon and Washington:** Make a single application in the spring as soon as wheat (fall-planted) starts to grow and before weeds are 2 inches tall. Application later than May 1 may give poor results.

**Kansas, Oklahoma, and Texas:** Do not use on sand or sandy loam soils. Use 1 lb./Acre on silt and silt loam soils and 1.5 to 2 lbs./Acre on clay, clay loam, and silty clay loam soils.

**Central Plains, Midwest:** Use 1 to 2 lbs./Acre.

**Northeast:** Use 1 to 1.5 lbs./Acre.

#### NON-AGRICULTURAL USES NON-CROP WEED CONTROL

Karmex DF is an effective herbicide for the control of listed weeds. The degree of control and duration of effect will vary with amount of chemical applied, soil texture, rainfall, and other conditions.

Karmex DF may be used as a preemergence treatment at any time of the year except when ground is frozen provided adequate moisture is supplied by rainfall or artificial means to activate the herbicide. Best results are obtained if applied shortly before weed growth begins. If dense growth is present, remove tops and spray the ground. Increased contact activity on established weeds may be obtained by the addition of a non-ionic surfactant. Apply as a drenching spray to actively growing weeds during warm weather when daily temperature will exceed 70°F.

Use a fixed-boom power sprayer properly calibrated to insure a constant rate of application. Mix proper amount of Karmex DF into volume of water necessary to obtain uniform coverage. If a surfactant is used, dilute with 10 parts of water and add as last ingredient to nearly full tank. Karmex DF must be kept in suspension at all times. Agitate by mechanical or hydraulic means in the spray tank. If bypass or return line is used, it should terminate at bottom of tank to minimize foaming. Openings in screens should be equal to or larger than 50 mesh.

**Note:** Karmex DF may be applied by either ground application equipment or by air application equipment (helicopter only) for the control of various weeds and grasses in rights-of-way sites. When making aerial applications, apply in sufficient water volume to ensure thorough coverage of the site to be treated; generally 5 to 15 gallons of water per acre are sufficient.

Do not exceed an application rate of 10 lbs./Acre except in areas of high rainfall (more than 40 inches per year) or dense vegetation (more than 90% weed ground cover). In areas with high rainfall or dense vegetation, a maximum application of 15 lbs per acre is allowed. Do not exceed 15 lbs./Acre per year. Do not make more than two applications per year. If Karmex DF is used in a sequential application program, allow a minimum of 90 days between applications.

**General Weed Control:** To control most annual weeds for an extended period of time on uncultivated nonagricultural areas (such as airports, highway, utility and railroad rights-of-way including switch yards and storage yards, sewage disposal areas); uncultivated agricultural areas (non-crop producing, which includes farmyards, fuel storage areas, fence rows, barrier strips); industrial sites (outdoor, such as, lumberyards, pipeline and tank farms), apply 5 to 15 lbs./Acre to control most annual weeds.

#### BROADLEAVES

##### 5 to 15 lbs./Acre

Ageratum	Knawel	Ragweed
Chickweed	Kochia	Sesbania
Cocklebur	Lambsquarter	Shepherdspurse
Corn Speedwell	Marigold	Sicklepod
Corn Spurry	Mexican Clover	Smartweed, Annual
Dayflower	Morningglory, Annual	Sowthistle, Annual
Dogfennel	Pennycress	Spanishneedles
Fiddleneck (Amsinckia)	Pigweed	Tansymustard
Flora's Paintbrush	Pineappleweed	Velvetleaf (Buttonweed)

**5 to 15 lbs/Acre**

Gromwell	Pokeweed	Wild Buckwheat
Groundcherry, Annual	Prickly Lettuce	Wild Lettuce
Hawksbeard	Prickly Sida (Teaweed)	Wild Mustard
Horsenettle	Purslane	Wild Radish
Horseweed	Rabbit Tobacco	

**Grasses****5 to 8 lbs/Acre**

Barnyardgrass (Watergrass)	Orchardgrass	Ryegrass, Annual
Bluegrass, Annual	Peppergrass	Sandbur
Crabgrass	Quackgrass	Seedling, Johnsongrass
Foxtail	Rattail Fescue	Velvetgrass
Kyllinger (Kyllinga)	Red Sprangletop	Vernalgrass, Sweet, Annual
Lovegrass, Annual	Ricegrass	

**8 to 15 lbs/Acre**

Guineagrass	Maidencane	Pangolagrass
-------------	------------	--------------

**Irrigation and drainage ditches:** Apply 5 to 15 lbs/Acre to control most annual weeds as shown above. Apply only when water is not in the ditch. For irrigation ditches, apply during the non-crop season, and when ditch is not in use. To avoid crop injury, it is essential to minimize movement of Karmex DF in irrigation water. The herbicide must be fixed in the soil by moisture. Apply before expected seasonal rainfall, if possible when soil in the ditch is still moist. Following treatment, if rainfall has not totaled at least 4 inches, fill ditch with water and allow to stand for 72 hours. Drain off any waste water remaining before using ditch. Do not treat any ditch area into which roots of trees or other desirable plants may extend as injury may result.

**Dry Application:** Karmex DF may be applied dry for control of the listed weeds on non-crop sites. Apply Karmex DF granules using dry application (ground) equipment to distribute the granules uniformly to the target area.

## STORAGE AND DISPOSAL

**PESTICIDE STORAGE:** Store product in original container only, away from other pesticides, fertilizer, food, or feed.

**PRODUCT DISPOSAL:** Do not contaminate water, food, or feed by storage or disposal. Wastes resulting from the use of this product may be disposed of on site or at an approved waste disposal facility.

**CONTAINER HANDLING:**

**Nonrefillable Container (flexible-bag-all weights):** Nonrefillable container. Do not reuse or refill this container. Offer for recycling, if available. Completely empty bag into application equipment. Then dispose of empty bag in a sanitary landfill, or incineration; if allowed by State and local authorities, by burning. If burned, stay out of smoke.

#### LIMITATION OF WARRANTY AND LIABILITY

Read the entire Directions for Use, Conditions of Warranties and Limitations of Liability before using this product.

If terms are not acceptable, return the unopened product container at once.

By using this product, user or buyer accepts the following Conditions, Disclaimer of Warranties and Limitations of Liability.

**CONDITIONS:** The directions for use of this product are believed to be adequate and must be followed carefully. However, it is impossible to eliminate all risks associated with the use of this product. Crop injury, ineffectiveness or other unintended consequences may result because of such factors as weather conditions, presence of other materials, or the manner of use or application, all of which are beyond the control of ADAMA. All such risks shall be assumed by the user or buyer.

**DISCLAIMER OF WARRANTIES:** To the extent consistent with applicable law, ADAMA makes no other warranties, express or implied, of merchantability or of fitness for a particular purpose or otherwise, that extend beyond the statements made on this label. No agent of ADAMA is authorized to make any warranties beyond those contained herein or to modify the warranties contained herein. To the extent consistent with applicable law, ADAMA disclaims any liability whatsoever for special, incidental or consequential damages resulting from the use or handling of this product.

**LIMITATIONS OF LIABILITY:** To the extent consistent with applicable law, the exclusive remedy of the user or buyer for any and all losses, injuries or damages resulting from the use or handling of this product, whether in contract, warranty, tort, negligence, strict liability or otherwise, shall not exceed the purchase price paid or at ADAMA's election, the replacement of product.

**Manufactured For:**

Makhteshim Agan of North America, Inc. (d/b/a ADAMA)

3120 Highwoods Blvd., Suite 100

Raleigh, NC 27604

How can we help? 1-866-406-6262

14260C  
01212020.v3





# Karmex® DF

For control of many annual and perennial grasses and herbaceous weeds

ACTIVE INGREDIENT:	% BY WT.
Diuron: 3-(3,4-dichlorophenyl)-1,1-dimethylurea.....	80.0%
INERT INGREDIENTS:.....	20.0%
TOTAL:.....	100.0%

EPA Reg. No. 66222-51  
EPA Est. No. 37429-GA-001<sup>81</sup>; 37429-GA-002<sup>80</sup>  
37429-GA-003<sup>82</sup>; 70989-AR-001<sup>2A</sup>

## KEEP OUT OF REACH OF CHILDREN CAUTION

**PRECAUTIONARY STATEMENTS**  
**HAZARDS TO HUMANS AND DOMESTIC ANIMALS**

**CAUTION:** Harmful if swallowed. Causes moderate eye irritation. Avoid contact with eyes or clothing.

For additional Precautionary Statements, Storage and Disposal, and Directions for Use, see inside of this booklet.

**How can we help?**  
**1-866-406-6262**

Manufactured for:  
Makhteshim Agan of  
North America, Inc.  
d/b/a ADAMA  
3120 Highwoods Blvd., Suite 100  
Raleigh, NC 27604



HERBICIDE

**ADAMA**  
ESSENTIALS

Net Contents  
**5 pounds**

**GROUP 7 HERBICIDE**

### FIRST AID

**IF ON SKIN OR CLOTHING:** Take off contaminated clothing. Rinse skin immediately with plenty of water for 15-20 minutes. Call a poison control center or doctor for treatment advice.

**IF IN EYES:** Hold eye open and rinse slowly and gently with water for 15-20 minutes. Remove contact lenses, if present, after the first 5 minutes; then continue rinsing eye. Call a poison control center or doctor for treatment advice.

**IF SWALLOWED:** Call a poison control center or doctor immediately for treatment advice. Have person sip a glass of water if able to swallow. Do not induce vomiting unless told to do so by a poison control center or doctor. Do not give anything to an unconscious person.

**Have the product container or label with you when calling a poison control center or doctor or going for treatment.**

### STORAGE AND DISPOSAL

**PESTICIDE STORAGE:** Store product in original container only, away from other pesticides, fertilizer, food, or feed.

**PRODUCT DISPOSAL:** Do not contaminate water, food, or feed by storage or disposal. Wastes resulting from the use of this product may be disposed of on site or at an approved waste disposal facility.

#### CONTAINER HANDLING:

**Nonrefillable Container (flexible-bag-all weights):** Nonrefillable container. Do not reuse or refill this container. Offer for recycling, if available. Completely empty bag into application equipment. Then dispose of empty bag in a sanitary landfill, or incineration; if allowed by State and local authorities, by burning. If burned, stay out of smoke.

PULL HERE TO OPEN

14260-C  
01/20-v3

PF 55245-5

# PROOF

## THIS PROOF IS TO BE CHECKED FOR ACCURACY

Please review and approve **Text, Spelling, Copy Placement, Size, Shape, Colors** and **Dieline**.

**Authorized signature** accepts responsibility for accuracy of all copy, color break and artwork. Cimarron Label is not liable for any discrepancies subsequently identified.




**PLEASE NOTE:** Due to color variance between printers/monitors, the colors represented by this proof cannot be deemed accurate. Please refer to a color matching system such as the Pantone Matching System for a truer representation of spot colors.

**THIS PROOF IS NOT ACCURATE FOR COLOR-MATCH.**

*Dieline does not print.*

 **Cimarron Label**  
Experts in Extended Text Labeling

4201 North Westport Ave. • Sioux Falls, SD 57107  
Phone: (605) 978-0451 • Fax: (605) 978-0463

DATE	JOB NUMBER	CUSTOMER
03/31/20	166436	Adama
LABEL SIZE	BOOKLET SIZE	
6" X 6"	5.375" X 5"	
LABEL COLORS	BOOKLET OUTSIDE COLORS	BOOKLET INSIDE COLORS
		
PATTERN VARNISH: <input checked="" type="checkbox"/> YES <input type="checkbox"/> NO		

Form: CS 006B - 3/29/2017

**ARTWORK IS APPROVED**

**REVISED PROOF NEEDED**

**WE CANNOT PROCESS  
THIS ORDER WITHOUT AN  
AUTHORIZED SIGNATURE**

Signed \_\_\_\_\_ Date \_\_\_\_\_