

MY
ITENA
CHOICE
#aesthetic

POLISH HD

ONE-STEP

One-step composite polishers



Their strengths

- One-step polishers for a quick and effortless polishing
- High efficiency for an aesthetic result and a natural shine finish
- No polishing paste is required

4 shapes
available
for all your
clinical cases



PROTOCOL



1 Before



2 Polishing



3 After

How to choose your polisher?



Cup

Ideal for cusp slopes of posterior teeth, proximal line angle areas and on lingual and palatal surfaces of anterior restorations.



NEW
SHAPE

Brush

Designed to achieve quality results on the occlusal surface. The twisted bristles reach into the pits and fissures.



Flame








Ideal for the cervical area and the occlusal grooves.



Disc

Ideal on incisors, large filling surfaces, incisal edges and inter-proximal areas.

References

Polish HD	
12 flame-shaped set	PLFLAM-12
12 cup-shaped set	PLCUP-12
12 disc-shaped set	PLLENS-12
12 brush-shaped set	PLBRUSH-12
6 polisher set (x2  , x2  , x2 )	PLASSORT-6
20 polisher set (x5  , x5  , x5  , x5 )	PLASSORT-20



Find us on www.itena-clinical.com

CE Medical Device for dental care. Only for use by healthcare professionals. Read the instructions in the package leaflet carefully before using the product.
Itena Clinical, 31 avenue Georges Clemenceau, 93420 Villepinte - FRANCE - Tel: + 33 1 45 91 61 40 - IND 1 - 06/2021