



ENDODONTIC PRODUCT RANGE

CHOOSE HOW TO  
**ENSURE**  
YOUR ROOT CANAL  
**REPAIRS**

 **ITENA**<sup>®</sup>  
CLINICAL PRODUCTS

**MTA BIOREP**

**OBTURYS**

**MTA BIOSEAL**

# A complete range to suit your preferences

In addition to OBTURYS, a resin-based root canal sealer, ITENA Clinical introduces two MTA-based products: MTA BIOREP, a bioceramic root repair material, and MTA BIOSEAL, a root canal sealer. This creates a range of high-performance endodontic products that are fully compatible among themselves.

## COMFORT IN USE

- **Ergonomic** products
- Specific tips facilitate insertion in the canal

## OPTIMIZED INTERVENTIONS

- Decreased setting times
- MTA BIOREP: presentation **in single doses for optimal mixing**

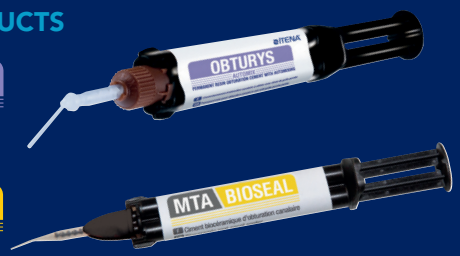


## TOTAL COMPATIBILITY AMONG PRODUCTS

**MTA BIOREP** + **OBTURYS**

OR

**MTA BIOREP** + **MTA BIOSEAL**



#repairs



# MTA BIOREP

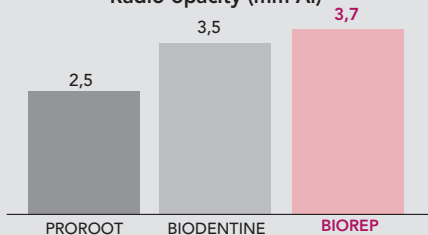
## Bioceramic reparative cement With short setting time

Ideal for pulp capping and lesion repairs: pulpotomy, root canal perforation, internal resorption, apexification.

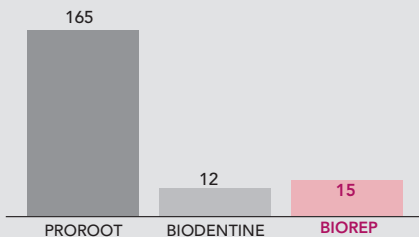
### PROVEN EFFICACY OVER THE LONG TERM

- Ensures optimal remineralization, as well as excellent cementum and bone tissue restoration
- High radio-opacity
- Does not discolour teeth thanks to its innovative formulation with calcium tungstate
- Creation of an alkaline environment that prevents the proliferation of bacteria (bacteriostatic action)
- Perfect adhesion to dentine for high resistance to infiltrations
- Prolonged tissue remineralization
- One-session treatment thanks to a short setting time

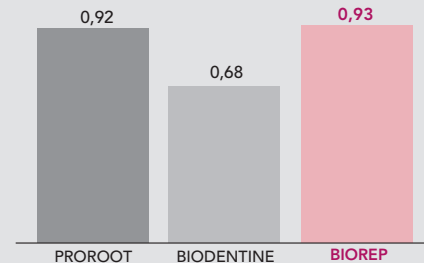
Radio-opacity (mm Al)



Setting time (min)



Release of Ca<sup>2+</sup> ions (ppm)



#root canal  
filling

# OBTURYS

## Permanent cement with epoxy-amine resin

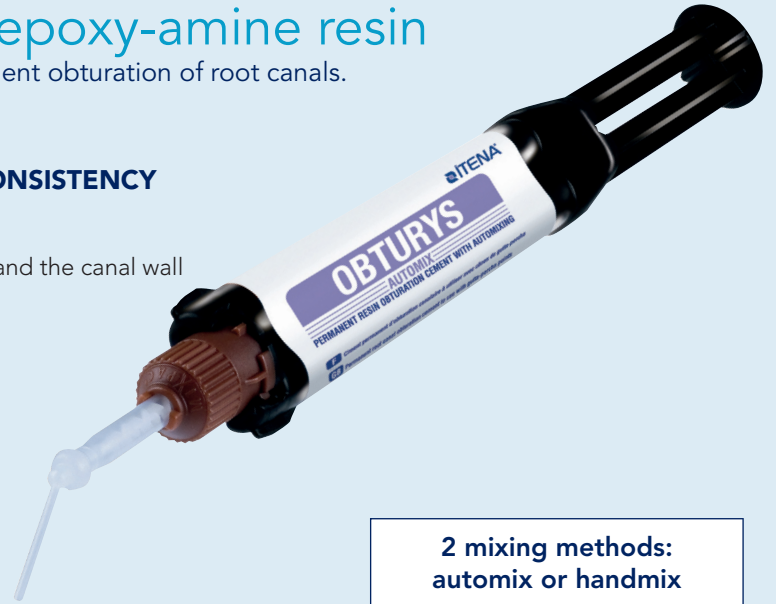
To be used with gutta-percha points for the permanent obturation of root canals.

### AN OPTIMIZED DENSITY PROVIDING IDEAL CONSISTENCY

- Excellent support around the gutta-percha point
- Perfect and durable seal at the apex and canal walls
- Low shrinkage: no gap formation between the material and the canal wall

### TO SIMPLIFY YOUR PRACTICE

- Optimal fluidity: able to access complex root anatomies
- Low solubility: long-term stability, no loss of material
- Bacteriostatic: prevents bacterial overgrowth
- High radio-opacity: easy visualization on radiography
- Easy removal of excess



2 mixing methods:  
automix or handmix



A smart cap eliminates the risk  
of mixing base and catalyst



#root canal  
filling

# MTA BIOSEAL

NEW

## Bioceramic root canal sealer

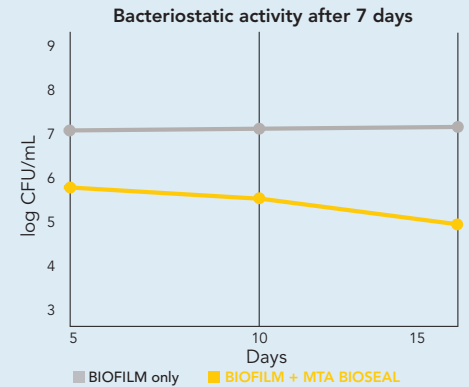
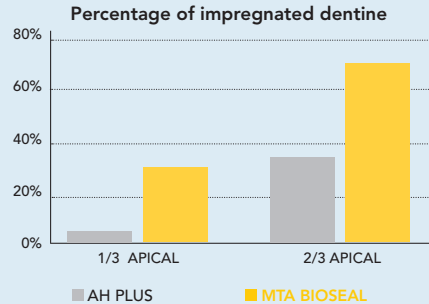
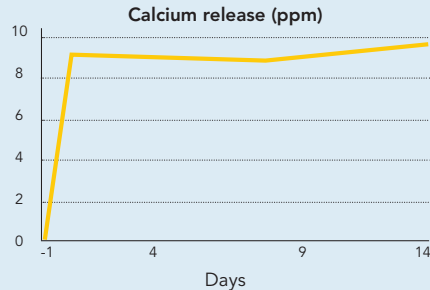
An ITENA innovation: all the efficiency of the MTA at the service of permanent canal sealing.

### ALREADY IN THE BIG LEAGUE!

- Homogeneous penetration of MTA in the tubules
- Prevention of bacteria proliferation
- Perfect seal
- Fast and durable protective action

### GREAT COMFORT OF USE

- Decreased working time
- Easy insertion into the canal
- Easy withdrawal when needed



Find all the necessary products for your practice on [itena-clinical.com](http://itena-clinical.com)

CARE & PREVENTION

RESTORATIVE DENTISTRY

PROSTHETIC DENTISTRY

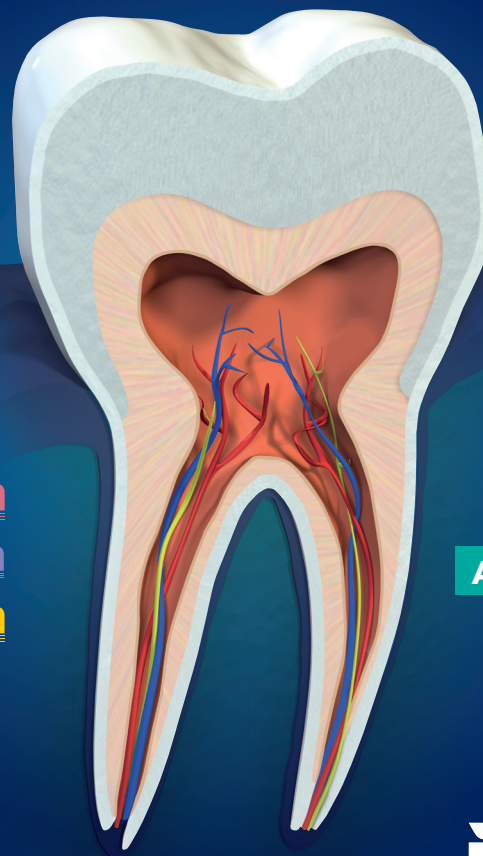
ENDODONTICS RANGE

MTA BIOREP

OBTURYS

MTA BIOSEAL

AESTHETICS



[www.itena-clinical.com](http://www.itena-clinical.com)

**ITENA**<sup>®</sup>  
CLINICAL PRODUCTS

Class IIa and IIb medical devices marked CE0425. Reserved for dental professionals. Read instructions for use carefully before use.  
ITENA CLINICAL 31 avenue Georges Clemenceau 93420 Villepinte - FRANCE - Tel: + 33 1 45 91 61 40 - IND 1 - 04/2021