

Note: This side of the manual covers the Special Purpose editions of the U5. Single Mode White, Green, Red, Blue and U.V.

Features

- Premium CREE XM-L2 U2 LED (U5 SINGLE) / XPE (U5 GREEN, RED, BLUE, UV)
- Maximum output of 600 lumens (U5 SINGLE)
- Maximum runtime of up to 1 hour on high mode
- Waterproof, submersible, dust and impact resistant
- Constructed from aerospace-grade aluminum alloy

Included Items

- 1 x GOVOLT® 18650 Li-ion Rechargeable Battery
- 1 x GOVOLT® Nano Charger
- User Manual, Warranty Card

Optional Accessories

- GOVOLT® 18650 Batteries
- GOVOLT® Tactical Filter Kit
- GOVOLT® Picatinny Rail Mount (1")
- GOVOLT® Remote Pressure Switch

Dimensions

Length: 119.75 mm (4.71")
 Head Diameter: 31 mm (1.04")
 Tail Diameter : 26.5 mm (1.28")
 Weight: 82.5 grams (2.91oz)(without batteries)

Maintenance

Every 6 months, threads should be wiped with a clean cloth followed by a thin coating of silicon-based lubricant.

Warranty Service

All GOVOLT® products are warranted for quality. DOA / defective products can be exchanged for replacement through a local distributor/dealer within the 14 days of purchase. After 14 days, all defective / malfunctioning GOVOLT® products will be repaired free of charge for a period of 18 months from the date of purchase. After 18 months, a limited warranty applies, covering the cost of labor and maintenance, but not the cost of accessories or replacement parts.


The warranty is nullified in all of the following situations:

1. The product(s) is/are broken down, reconstructed and/or modified by unauthorized parties.
2. The product(s) is/are damaged through improper use.
3. The product(s) is/are damaged by leakage of batteries.

For full terms visit the warranty section at www.govolt.com

For the latest information on GOVOLT® products and services, please visit govolt.com, contact your national GOVOLT® distributor, or send an email to contact@govolt.com.

OPERATING INSTRUCTIONS



BATTERY INSTALLATION (see above diagram)

1. Unscrew the end cap in a counter-clockwise direction.
2. Insert one 18650 Li-ion battery with the positive pole pointing inward (towards the head)

NOTE: Ensure batteries are inserted with the positive (+) end pointing towards the correct direction. The U5 will not operate with incorrectly inserted batteries

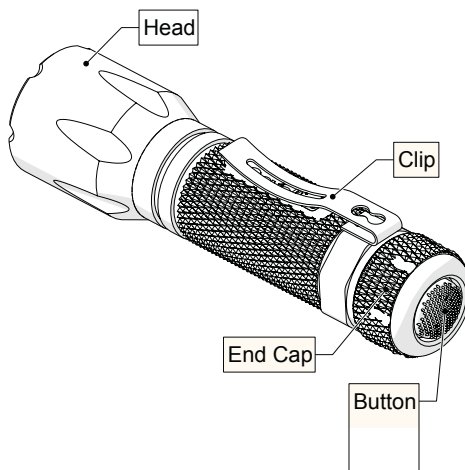
TO CHARGE LI-ION BATTERIES

1. Remove battery
2. Insert 18650 Li-Ion batteries into GOVOLT® Charger with the positive poles pointing downward (towards the bottom)
3. Wait until indicator light turns from red to green

SWITCHING ON/OFF

TO SWITCH ON: Press the green button on the end cap until a "Click" is heard.

TO SWITCH OFF: Press the green button on the end cap a second time until a "Click" is heard.



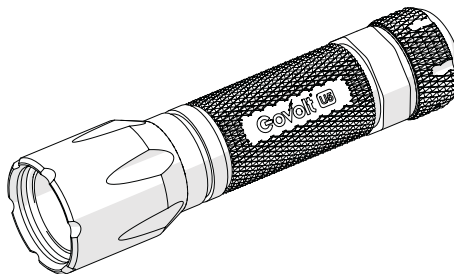
PERFORMANCE SPECIFICATIONS

FL1 STANDARD	WHITE	COLOR
	600 LUMENS	215 LUMENS
	0h60min	0h90min
	200 m (Beam Distance)	150 m (Beam Distance)
	6500 cd (Peak Beam Intensity)	5800 cd (Peak Beam Intensity)
	1.5m (Impact Resistant)	
	IPX-7, 1m (waterproof & submersible)	

Govolt® U5

SPECIAL PURPOSE EDITION
 SINGLE - U.V. - RED - GREEN - BLUE

USER MANUAL



WWW.GOVOLT.COM

Govolt®

ZÜRCO®

TEL: 888-778-2823

E-mail: contact@govolt.com

Address: 2445 Hilton Drive, Suite 126
 Gainesville, Georgia 30501

Designed In USA
 Made In China



Features

- Premium CREE XM-L2 U2 LED
- Maximum output of 600 lumens
- Maximum runtime of up to 1 hour on high mode
- Waterproof, submersible, dust and impact resistant
- Multiple output modes are conveniently accessed via button switch
- User-defined mode provides customized brightness levels plus strobe
- Constructed from aerospace-grade aluminum alloy

Included Items

- 1 x GOVOLT® 18650 Li-ion Rechargeable Battery
- 1 x GOVOLT® Nano Charger
- User Manual, Warranty Card

Optional Accessories

- GOVOLT® 18650 Batteries
- GOVOLT® Tactical Filter Kit
- GOVOLT® Picatinny Rail Mount (1")
- GOVOLT® Remote Pressure Switch

Dimensions

Length: 119.75 mm (4.71")
 Head Diameter: 31 mm (1.04")
 Tail Diameter: 26.5 mm (1.28")
 Weight: 82.5 grams (2.91oz)(without batteries)

Maintenance

Every 6 months, threads should be wiped with a clean cloth followed by a thin coating of silicon-based lubricant.

Warranty Service

All GOVOLT® products are warranted for quality. DOA / defective products can be exchanged for replacement through a local distributor/dealer within the 14 days of purchase. After 14 days, all defective / malfunctioning GOVOLT® products will be repaired free of charge for a period of 18 months from the date of purchase. After 18 months, a limited warranty applies, covering the cost of labor and maintenance, but not the cost of accessories or replacement parts.

The warranty is nullified in all of the following situations:

1. The product(s) is/are broken down, reconstructed and/or modified by unauthorized parties.
2. The product(s) is/are damaged through improper use.
3. The product(s) is/are damaged by leakage of batteries.

For full terms visit the warranty section at www.govolt.com

For the latest information on GOVOLT® products and services, please visit govolt.com, contact your national GOVOLT® distributor, or send an email to contact@govolt.com.

OPERATING INSTRUCTIONS



BATTERY INSTALLATION (see above diagram)

1. Unscrew the end cap in a counter-clockwise direction.
2. Insert one 18650 Li-ion battery with the positive pole pointing inward (towards the hole)

NOTE: Ensure batteries are inserted with the positive (+) end pointing towards the correct direction. The US will not operate with incorrectly inserted batteries

TO CHARGE LI-ION BATTERIES

1. Remove batteries
2. Insert 18650 Li-ion batteries into GOVOLT® Charger with the positive poles pointing downward (towards the bottom)
3. Wait until indicator light turns from red to green

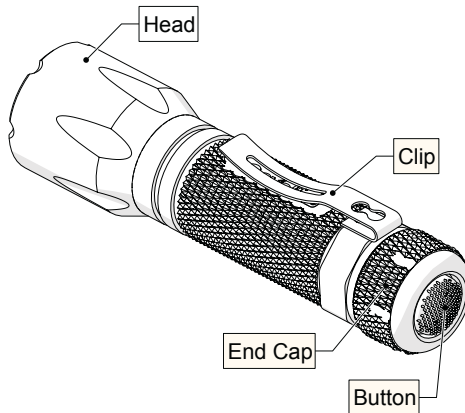
SWITCHING ON/OFF

TO SWITCH ON: Press the green button on the end cap until a "Click" is heard.

TO SWITCH OFF: Press the green button on the end cap a second time until a "Click" is heard.

MODE SWITCHING

The US has 5 modes: High, Medium, Low, Strobe and S.O.S.
 These 5 modes can be changed by lightly pressing the green button on the End Cap.



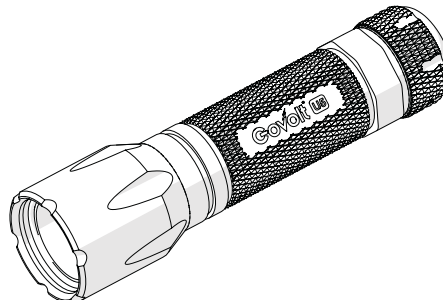
PERFORMANCE SPECIFICATIONS

FL 1 STANDARD	HIGH	MEDIUM	LOW	STROBE
	600 LUMENS	300 LUMENS	150 LUMENS	300 LUMENS
	0h60min	1h40min	3h20min	1h40min
	200 m (Beam Distance)			
	6500 cd (Peak Beam Intensity)			
	1.5 m (Impact Resistant)			
	IPX-7, 1m (Waterproof & Submersible)			

Govolt® U5

High Powered LED Flashlight

USER MANUAL



WWW.GOVOLT.COM

Govolt®

ZURCO

TEL: 888-778-2823

E-mail: contact@govolt.com

Address: 2445 Hilton Drive, Suite 126
 Gainesville, Georgia 30501

Designed In USA

Made In China

