

## Features

- Premium CREE XM-L2 U2 LED
- Maximum output of 600 lumens
- Maximum runtime of up to 36 hours
- Water, dust and impact resistant.
- Three output modes are conveniently accessed via button switch (High, Medium, Strobe)
- Easily cycle through modes by simply lightly pressing on button
- Constructed from aerospace-grade aluminum alloy 6063
- Zooming Focus allows you to adjust beam spread to see near or far

## Included Items

- 3 x DURACELL C Cell alkaline Batteries
- 1 x Wrist Lanyard
- Spare O-ring, User Manual, Warranty Card

## Optional Accessories

- GOVOLT® Tactical Filter Kit
- GOVOLT® Holster
- GOVOLT® Weapon Mount
- GOVOLT® Remote Pressure Switch

## Dimensions

- Length: 201mm (7.9")
- Head Diameter: 42.2 mm (1.67")
- Tail Diameter : 32.5 mm (1.28")
- Weight: 230 grams (8.11 oz)(without batteries)

## Maintenance

Every 6 months, threads should be wiped with a clean cloth followed by a thin coating of silicon-based lubricant.

## Warranty Service

All GOVOLT® products are warranted for quality. DOA / defective products can be exchanged for replacement through a local distributor/dealer within the 14 days of purchase. After 14 days, all defective / malfunctioning GOVOLT® products will be repaired free of charge for a period of 18 months from the date of purchase. After 18 months, a limited warranty applies, covering the cost of labor and maintenance, but not the cost of accessories or replacement parts.

### The warranty is nullified in all of the following situations:

1. The product(s) is/are broken down, reconstructed and/or modified by unauthorized parties.
2. The product(s) is/are damaged through improper use.
3. The product(s) is/are damaged by leakage of batteries.

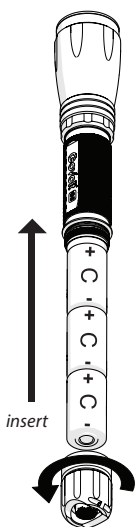
For full terms visit the warranty section at [www.govolt.com](http://www.govolt.com)

For the latest information on GOVOLT® products and services, please visit [govolt.com](http://govolt.com), contact your national GOVOLT® distributor, or send an email to [service@govolt.com](mailto:service@govolt.com).

## BATTERY INSTALLATION

1. Unscrew the end cap in a counter-clockwise direction.
2. Insert three C Cell alkaline batteries with the positive poles pointing inward (towards the hole)

**NOTE:** Ensure batteries are inserted with the positive (+) end pointing towards the inside. The flashlight will not operate with incorrectly inserted batteries. Never mix different brands of batteries and don't mix old batteries with new batteries. Always use fresh batteries each time you replace the batteries



### WARNING: DANGER TO EYES

This flashlight is equipped with a High Intensity LED. Do not look directly into the light as this could cause permanent damage to your eyes and vision. This is not a toy. Keep out of reach of children.

## OPERATING INSTRUCTIONS

### SWITCHING ON/OFF

**TO SWITCH ON:** Press the green *button* on the end cap until a "Click" is heard.

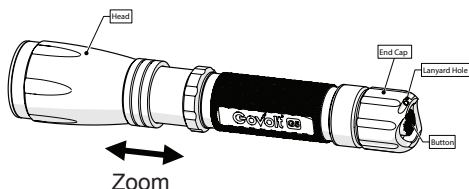
**TO SWITCH OFF:** Press the green *button* on the end cap a second time until a "Click" is heard.

### MODE SWITCHING

The **G5** has 3 modes: High, Medium, and Strobe. With the G5 switched on, the 3 modes can be cycled through by lightly pressing and quickly releasing the green button on the *End Cap*.

### ZOOM FUNCTION

To focus or widen the beam, simply pull or push the *Head* towards or away from the main body of the flashlight.



## PERFORMANCE SPECIFICATIONS

FL T STANDARD	HIGH	MEDIUM	STROBE
	600 LUMENS	150 LUMENS	300 LUMENS
	24h	31h	35h
	300 m (Beam Distance)		
	13000 cd (Peak Beam Intensity)		
	1.5 m (Impact Resistant)		
	IPX-5 (water resistant)		

**Govolt®**

TEL: 888-778-2823  
E-mail: [info@govolt.com](mailto:info@govolt.com)  
Address: 2445 Hilton Drive, Suite 126  
Gainesville, Georgia 30501

Designed In USA  
Made In China




**Govolt® G5**

HIGH POWERED LED FLASHLIGHT

## USER MANUAL

*Manual del Usuario*



WWW.GOVOLT.COM