

## Features

- Premium CREE XPG (Red or Green) LED
- Maximum output of 275 lumens
- Maximum runtime of up to 40 hours
- Water, dust and impact resistant.
- Constructed from aerospace-grade aluminum alloy 6063
- Zooming Focus allows you to adjust beam spread to see near or far

## Included Items

- 3 x DURACELL C Cell alkaline Batteries
- 1 x Wrist Lanyard
- Spare O-ring, User Manual, Warranty Card

## Optional Accessories

- GOVOLT® Tactical Filter Kit
- GOVOLT® Holster
- GOVOLT® Weapon Mount
- GOVOLT® Remote Pressure Switch

## Dimensions

- Length: 201mm (7.9")
- Head Diameter: 42.2 mm (1.67")
- Tail Diameter : 32.5 mm ( 1.28")
- Weight: 230 grams (8.11 oz)(without batteries)

## Maintenance

Every 6 months, threads should be wiped with a clean cloth followed by a thin coating of silicon-based lubricant.

## Warranty Service

All GOVOLT® products are warranted for quality. DOA / defective products can be exchanged for replacement through a local distributor/dealer within the 14 days of purchase. After 14 days, all defective / malfunctioning GOVOLT® products will be repaired free of charge for a period of 18 months from the date of purchase. After 18 months, a limited warranty applies, covering the cost of labor and maintenance, but not the cost of accessories or replacement parts.

### The warranty is nullified in all of the following situations:

1. The product(s) is/are broken down, reconstructed and/or modified by unauthorized parties.
2. The product(s) is/are damaged through improper use.
3. The product(s) is/are damaged by leakage of batteries.

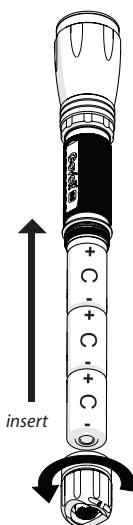
For full terms visit the warranty section at [www.govolt.com](http://www.govolt.com)

For the latest information on GOVOLT® products and services, please visit [govolt.com](http://govolt.com), contact your national GOVOLT® distributor, or send an email to [service@govolt.com](mailto:service@govolt.com).

## BATTERY INSTALLATION

1. Unscrew the end cap in a counter-clockwise direction.
2. Insert three C Cell alkaline batteries with the positive poles pointing inward (towards the hole)

**NOTE:** Ensure batteries are inserted with the positive (+) end pointing towards the inside. The flashlight will not operate with incorrectly inserted batteries. Never mix different brands of batteries and don't mix old batteries with new batteries. Always use fresh batteries each time you replace the batteries



### WARNING: DANGER TO EYES

This flashlight is equipped with a High Intensity LED. Do not look directly into the light as this could cause permanent damage to your eyes and vision. This is not a toy. Keep out of reach of children.

## OPERATING INSTRUCTIONS

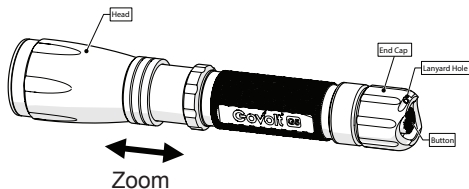
### SWITCHING ON/OFF

**TO SWITCH ON:** Press the green button on the end cap until a "Click " is heard.

**TO SWITCH OFF:** Press the green button on the end cap a second time until a "Click " is heard.

### ZOOM FUNCTION

To focus or widen the beam, simply pull or push the Head towards or away from the main body of the flashlight.




## PERFORMANCE SPECIFICATIONS

| FL 1 STANDARD |                                |
|---------------|--------------------------------|
|               | 275 LUMENS                     |
|               | 40 h                           |
|               | 300 m (Beam Distance)          |
|               | 6000 cd ( Peak Beam Intensity) |
|               | 1.5 m (Impact Resistant)       |
|               | IPX-5 (water resistant)        |

**Govolt® G5 PREDATOR EDITION**

HIGH POWERED LED FLASHLIGHT

## USER MANUAL



[WWW.GOVOLT.COM](http://WWW.GOVOLT.COM)

**Govolt®**

TEL: 888-778-2823

E-mail: [info@govolt.com](mailto:info@govolt.com)

Address: 2445 Hilton Drive, Suite 126  
Gainesville, Georgia 30501

Designed In USA  
Made In China

