

Track Light Head

User Manual

01 / WARNING

- Before installing this fixture, READ ALL product labels and instructions.
- To prevent wiring damage or abrasion, DO NOT expose the wiring to edges of sheet metal or other sharp objects.
- DO NOT make or alter any open holes in an enclosure of wiring or electrical components during the installation.
- This luminaire is intended for mounting ONLY in a covered ceiling where ONLY the LED side of the luminaire will be exposed to dry or damp environments.
- Installation should ONLY be performed after the power to the fixture has been disconnected.

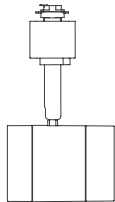
02 / CAUTION

- To reduce the risk of fire and electrical shock, ONLY use this product with the appropriate track system.
- ONLY use with ceiling-mounted tracks.
- DO NOT install any part of this system (TRACK) less than 7ft (2.2m) above the floor.
- Test the compatibility of the track system and the track lamp adaptor BEFORE installing the track lamp.
- This track lamp can ONLY be used in a single circuit track system.
- This adaptor ONLY rotates in one direction. DO NOT forcefully rotate the adaptor in the wrong direction as it may cause damage to the device.

03 / INSTALLATION INSTRUCTIONS

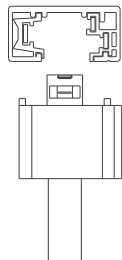
1. Make sure that the fixture's adaptor is an H type and that it is compatible with the H track system (Fig. 1).

Fig. 1



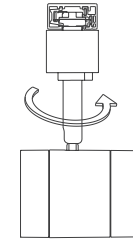
2. With the locking tabs parallel with the track's polarity line, insert the head of the adaptor into the track rail slot. Note the side the grounding pin is facing (Fig. 2).

Fig. 2



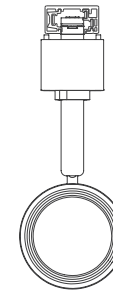
3. Push the fixture upwards while holding the adaptor aligned with the track. Then twist the body 90° while pulling down on the adaptor sleeve. Do this until the locking tabs on both sides of the adaptor snap into the track groove (Fig. 3).

Fig. 3



4. The grounding pin needs to be touching the grounding conductor (Fig. 4).

Fig. 4



04 / COMPATIBLE DIMMERS

LUTRON: SELV-300P, DVELV-300P, NELV-450, DVCL-153P, DVLV-600, DVCL-153PL, TGCL153, TG-600PHLH, GL-600H, DV-600P, TT-300, TTCL-100H, DV-603PG, LGCL-153PL, D-603PH, CN-600, AY-600P

LEVITON: 6631, 6633-P, 6674, 6672, 6684, 6683

LEGRAND: CD703-PW, HCL453PTCCCV6, DLV703-PLA, CDLV703-PW

COOPER: DLC03P

05 / WARRANTY

LEONLITE warrants that this product is free from defects in materials and workmanship for a period of 5 years from the day of purchase. This warranty does not apply if the product has been damaged through misuse, abuse, accident, modifications, alterations, neglect or mishandling.