

WARRANTY & RATING



SPECIFICATIONS

- Wattage: 5W
- Voltage: 12-24V AC/DC
- Luminous Flux: 200 lumens
- Beam Angle: 120°
- Color Rendering Index (CRI): CRI 90, for 3000-5000K CCT
- Lifespan: 30,000 hours
- Light Source: LED
- Color Temperature (CCT): 3000K-5000K
- Waterproof Rating: IP65
- Operating Temperature: -4°F to 104°F
- Material: Die-Casted Aluminum

PRODUCT DESCRIPTION

LEONLITE's Smart Pathway Lights bring color to your garden with easy Bluetooth control, offering 16 million hues in a weather-resistant, classic design.

FEATURES & BENEFITS

- 16 million colors, warm to cool white, app-controlled.
- Easy setup, no bulb changes, ETL-listed, IP65 waterproof.
- 5W LED, 200lm output, safe 12-24V operation.
- Music sync, dimmable, durable aluminum housing.
- Long-life illumination, Bluetooth-enabled, CRI90 for true color.

POWER AND ELECTRICAL FEATURES

- The fixture includes a 4FT long, black, SPT-1W, 20AWG*2C specification, UL-certified copper wire, offering reliable and durable electrical connectivity.

DESIGN AND STRUCTURE

- Elegant classic hat design with an oil-rubbed bronze finish for a unique appearance.
- Constructed from spun aluminum for the cap and die-cast aluminum for the body, enhancing heat dissipation and corrosion resistance.
- Memory function to recall the last state after power interruptions.
- Incorporates a Tuya sig mesh low-energy Bluetooth control system for smart and efficient operation.
- Includes the BT7L-IPEX Bluetooth Module for advanced functionality, supporting Android and iOS 10.0 or higher devices.
- Capable of forming a self-organizing network, Supports up to 200 devices within the network.
- Recommended app control distance is 15 meters, and the lights can network with each other up to 8 meters, based on practical testing.

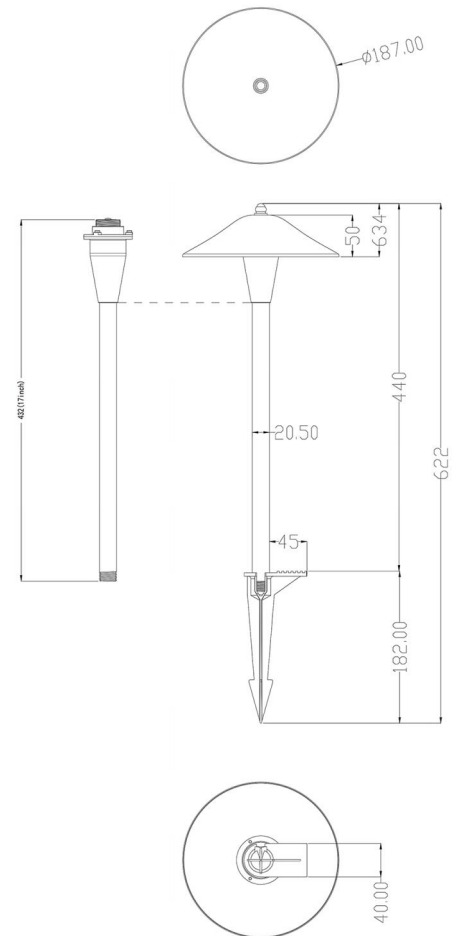
ADDITIONAL COMPONENTS

- Designed to maximize time and cost savings during installation.
- Comes with a specialized pedal stake for secure placement and easy mounting.
- Includes two hot-pressed sealed waterproof wire connectors for quick and safe electrical connections.

LED AND OPTICAL PERFORMANCE

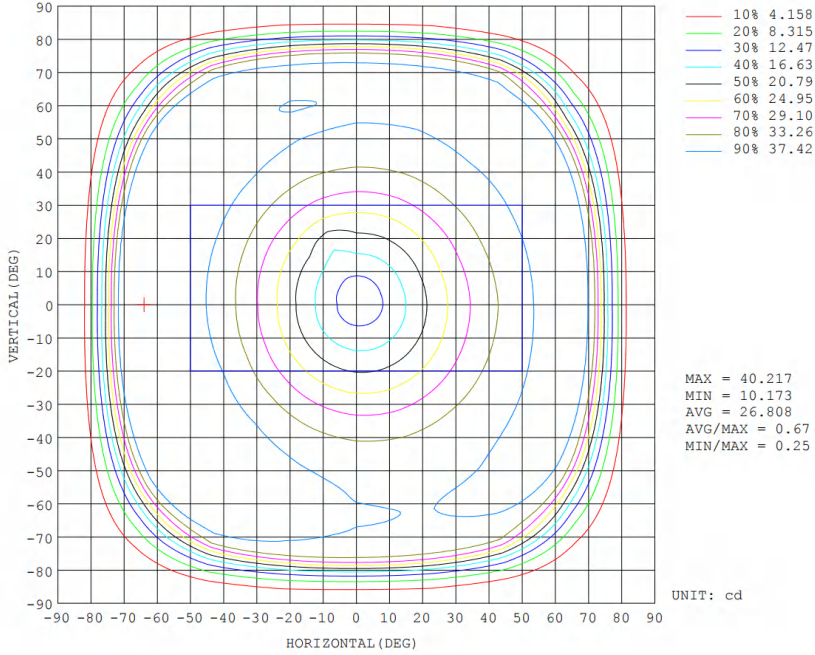
- Equipped with 12 LED chips: dual-color SMD2835 for adjustable CCT from 3000K to 5000K and SMD3030 for RGB color options.

PRODUCT DIAGRAM

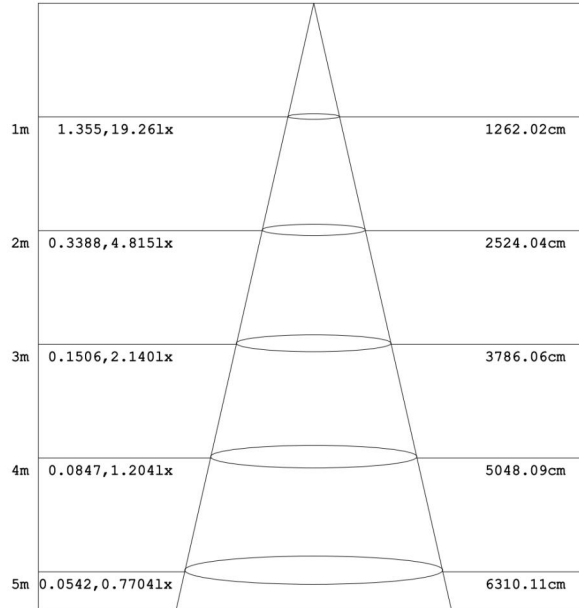


PHOTOMETRICS

ISOCANDELA DIAGRAM



Flux out: 169.7 lm



Note: The Curves indicate the illuminated area and the average illumination when the luminaire is at different distance.

360° GentleGlow


Soft, all-around lighting for expansive landscape enhancement.



Piramide del Tempio LED Path Light



O-ring Unico/Colorato LED Path Light



Stella Bitta LED Path Light

EdgeGlow OneWay Light

Precise, one-sided illumination for clear path lighting without overspill.



Crescente LED Path Light



Escavatori LED Path Light



Petali Rovesciato LED Path Light

NatureDots FlexGarden Light

Brighten gardens and paths, ground or surface mount.




Emisferi Sky-up LED Path Light

Designer Crafted Landscape Lighting

Function meets art, illuminating spaces with stylish, decorative designs.



Fulmine Gold LED Path Light



Luce Fiamma LED Path Light



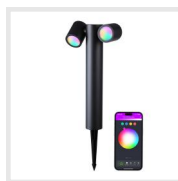
Quadra Rotondo LED Path Light

SmartLink

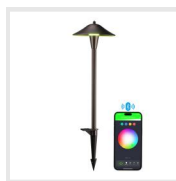
Wireless control for easy, smart outdoor lighting.



O-ring Colorato LED Path Light - Smart Control



XGEN™ Dual-spot LED Path Light




XGEN™ Smart LED Path Light

All Color Options

some models may have limited choices.



Brass Yellow



Ebony Black



oiled rubbed bronze

Compatible Accessories



Outdoor Transformer, AC to DC, 12V 60W, Timer & Photocell



Outdoor Transformer, AC to DC, 12V 100W, Timer & Photocell



Outdoor Transformer, AC to DC, 12V 120W, Timer & Photocell



LeonLite® Waterproof Wire Nuts - Large



LeonLite® Waterproof Wire Nuts - Medium



Low Voltage Landscape Lighting Cable, 100ft, 16/2



LeonLite® Landscape Light Wire Connector



LeonLite® EasyConnect Wire Connector