

Kreon




EASILY MANAGE 3D SCANNING
AND PROBING

**METROLOGY SOFTWARE FOR
KREON MEASURING ARMS**

- ▶ 3D scanning supporting dense point clouds
- ▶ CAD comparison from color mapping
- ▶ GD&T and measure of geometric entities

ZENITH



RapidScan3D

Rapid Scan 3D
(562)562 912-3544
info@rapidscan3d.com
www.rapidscan3d.com

ZENITH A SIMPLE SOFTWARE FOR DIMENSIONAL ANALYSIS AND 3D INSPECTION

Zenith focuses on the essential functions used in most applications for acquisition and 3D measurement of industrial parts. Simple to learn but able to manage dense point clouds and create color mapping, this is Zenith.

PROBING

Geometric acquisition

- ▶ Fast creation and calibration of probes
- ▶ Acquisition of all sort of geometrical entities
- ▶ Single point probe or continuous time mode for probing
- ▶ Direct measurement of CAD entities by probing
- ▶ Assisted reprobe (multiple) of already measured entities



SCANNING

Fast point cloud acquisition

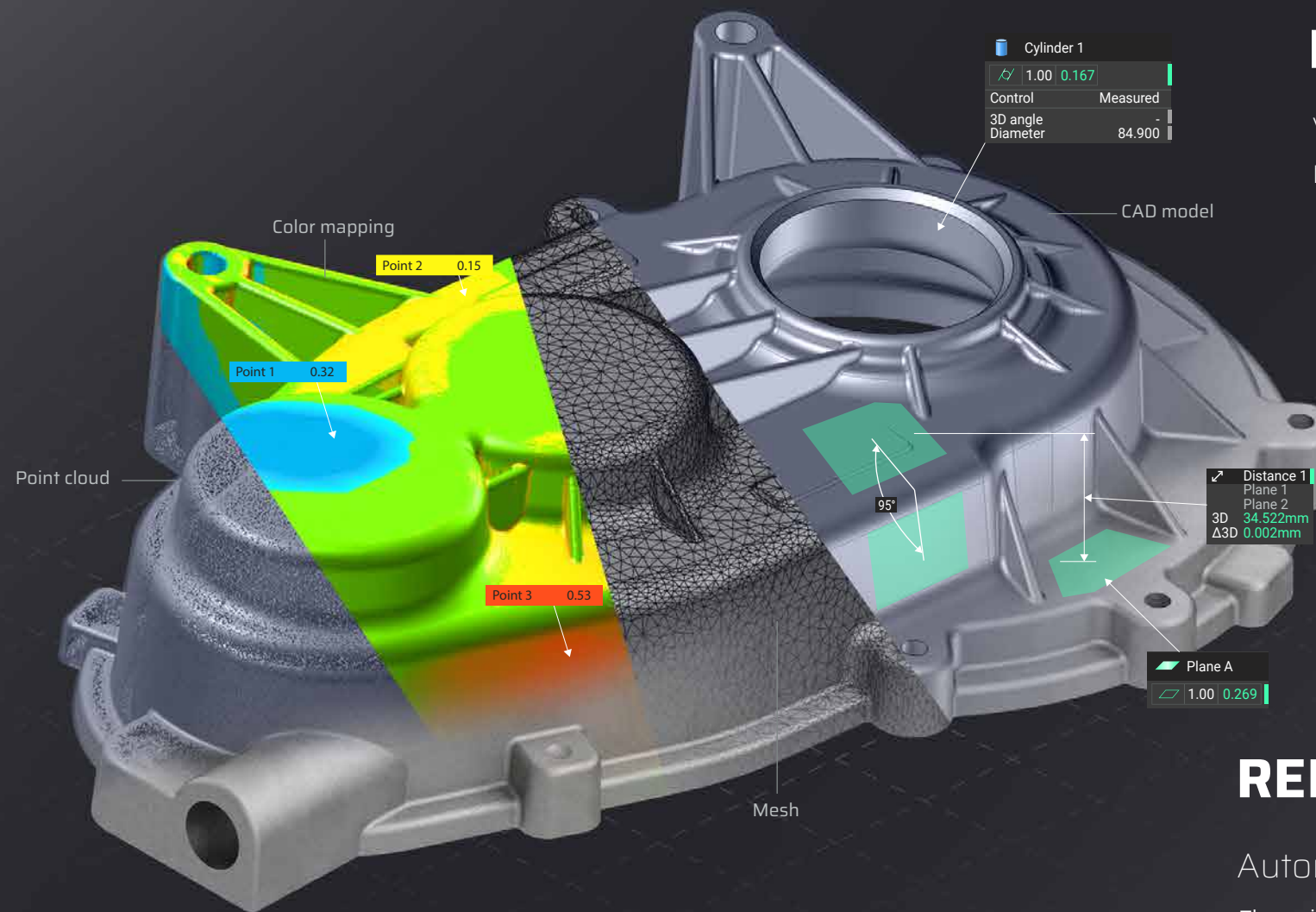
Scan all types of parts easily and quickly, manage dense point clouds without slowing down.

- ▶ Reduce files weight without losing details thanks to chordal filter.
- ▶ Remove support points under the part with the clipping plane filter.
- ▶ Remove all isolated points that are too far from the geometry with CAD based filter.
- ▶ Conversion of the point cloud into a mesh.

ALIGNMENTS

Quickly align CAD and measurements through different alignments methods : Best fit, geometric alignment, 3-2-1, R-P-S, 6 surface points.

Measure large parts by moving the arm thanks to the Leapfrog function.



MEASURES AND GD&T

Various controls for optimal manufacturing quality

Measure and deviation

- ▶ Measurement of distances and angles between entities.
- ▶ Deviation comparison between measured entities and CAD ones.
- ▶ Colorimetry of the deviations between the probed points and the CAD.
- ▶ Extract geometrical entities from CAD or point cloud.
- ▶ Comparison between measured and nominal geometry.

GD&T

Measurements of form, orientation and position tolerances.

REPORTS

Automatic report generation

Three simple steps to generate a measurement report:

- 1 Specify entities and properties visibility
- 2 Organize the tree view to define the report tables order
- 3 Generate the report and export it as PDF or CSV

Calculator

Ability to make simple calculations between entities and include results in the report.

One-click connection with Kreon systems !


Fully compatible with all Kreon measuring arms and scanning arms. Fast and reliable positioning of scanner through step-by-step guided process.

Import / Export

Import formats : Iges, Ply, Stl, Stp
Export formats : Ply, Stl, Iges (only for entities created in Zenith)

* Zenith is provided for free with the purchase of a Kreon arm.





RapidScan3D

Rapid Scan 3D
(562)562) 912-3544
info@rapidscan3d.com
www.rapidscan3d.com



KREON3D.COM

KREON Technologies
19, Rue Columbia ESTER Technopole 87068 LIMOGES Cedex (FRANCE)
Tel : +33 555 42 80 40
E-mail : contact@kreon3d.com