

## TECHNICAL SPECIFICATION

ForkVision PRO  
Art. no 1132

### Camera

Operation Frequency:	2408-2478 MHz
Operating Temperature:	-20 °C to +70 °C
Power Supply:	DC 10~32 V
Power Consumption:	2-2.8 W
Transmitting Distance:	up to 120m
Viewing Angle:	70°
Resolution:	1920 x 1080
Waterproof IP Ratings:	IP69K
Minimum Illumination:	0 Lux
Night Vision Distance:	3-5 m
Video Codec:	H.264
Anti Vibration:	5.9 G

### Monitor

Operating Temperature:	-20 °C to +70 °C
LCD Size:	7"
Brightness:	600 cd/m <sup>2</sup>
Aspect Ratio:	16:9
Channel:	4 channels
Operating Frequency:	2408 -2478 MHz
Micro SD Card slot:	Up to 128 GB
Power Supply DC:	10-32 V
Power Consumption:	Max 10 W



LUDA FARM

Luda.Farm AB, Krokslätts Fabriker 30, 431 37 Mölndal, Sweden

202311

## TROUBLESHOOTING

### There is no picture on the monitor at all (black).

1. Make sure the machine engine is running to provide power to the outlet.
2. Make sure the monitor is connected to the power outlet. The red LED on the lighter socket adapter should be lit.
3. Make sure the other end of the lighter socket cable is connected to the monitor.
4. Make sure the monitor is turned on by pressing the orange circular button for 1 sec.
5. If you are using the alternative power connection, make sure the installation is correct and supplying power.

### There is no picture on the monitor (no signal).

1. Make sure the antennas are properly fastened on both the monitor and the camera(s).
2. Loop through the channels to find the channel the camera is transmitting on. Use the orange arrow buttons.
3. Make sure the camera receives power from its power source. Check that the joints are put together and that the power cable is not broken or pinched.
4. Try to move the camera to see if you can get better signal reception.
5. Try to pair the camera with the monitor again (see the Extra Camera page).

### The frame rate is low.

Try to move the camera to see if you can get better signal reception.

## FAQ

### 1. Why does the frame rate sometimes drop when I'm driving?

When driving the signal reception might drop sometimes. This occurs as the signal to the receiver is constantly transmitted from different angles, and this is considered normal when transmitting wirelessly.

### 2. Is the camera water resistant?

Yes, the camera is IP69K rated. This means that it is well protected from dust and humidity. The camera can be placed outside exposed to the weather, and it can be cleaned using a pressure washer.

### 3. Will the camera break at very low temperatures (well below -20°C)?

No, at extremely low temperatures the camera might turn off. However, when the temperature gets higher again the camera will regain its functionality.

### 4. Can I use more than one monitor with the same camera?

No, that is not possible.

### 5. Can I use more than one camera with the monitor?

Yes, you can have up to 4 cameras connected to the same monitor.

## INCLUDED IN THE BOX



Monitor  
Art no. 1126



Direct power cable 3 m  
Art no. 6042



Antenna for monitor  
Art no. 5026



ForkVision PRO camera  
Art no. 2015



Monitor sunshield  
Art no. 7023



Fan shaped stand for monitor  
Art no. 7022



PowerBank 25000  
Art no. 1064



Power charger for PowerBank  
(EU/UK/US/AU) -  
Art no. 6038

# ForkVision PRO QUICK GUIDE




For more detailed information

→ [www.luda.farm/products/forkvision-pro](http://www.luda.farm/products/forkvision-pro)


## INSTALLATION

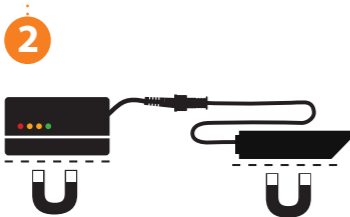


1 Power off  off on



10-32V

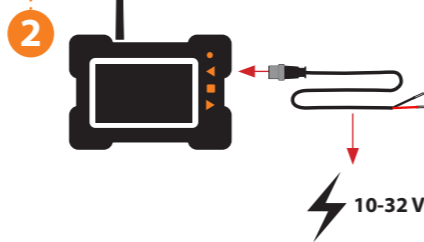
1 Power off  off on



## OPERATION

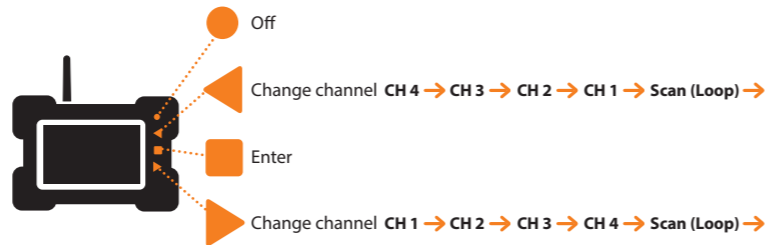


1 Power on  off on



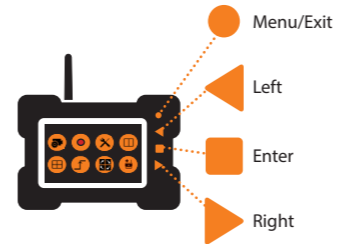
10-32V

### Functions

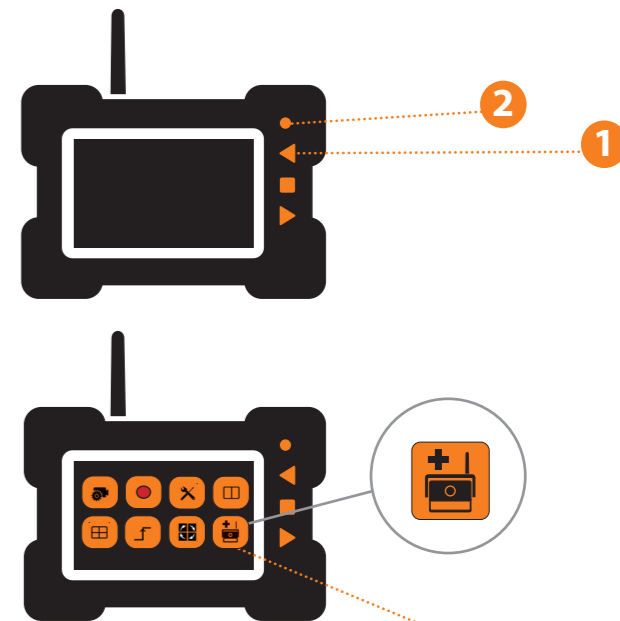


## OPERATION

### Menu Options



## EXTRA CAMERA



4 PAIRING STARTS...

