




PATCH PLACEMENT FORM

1. Peel off the coordinating sticker, matching location on jacket images below.
2. Place the sticker on the back side of the coordinating patch.
3. Insert the Patch Placement Form, along with all patches back in the pre-paid envelope.
4. Mail back the package **WITHIN 3 DAYS** to avoid shipping delays with your order.

Shipping Service - United States Post Office (USPS)



RIGHT SIDE



LEFT SIDE




PATCH PLACEMENT FORM

FRONT SIDE




VARSITY LETTER



*EXAMPLE LETTER

BACK SIDE



*EXAMPLE LETTER