

# A PLACE IN THE GARDEN

## SPEC SHEETS - ARNO WATER FEATURES



### XL

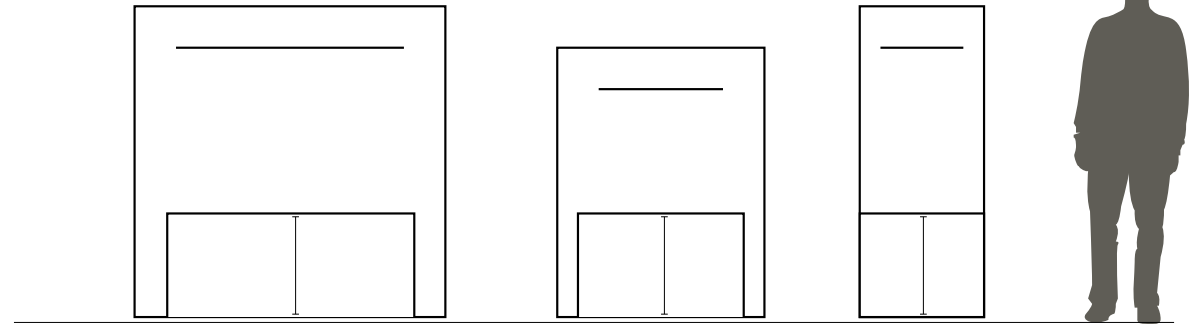
Pump: Oase Aquarius  
Universal 6000  
Max Flow Rate: 6000 Litres  
per hour // 45W - 240 V  
Pump Power - 10m Cable from  
pump, no plug top.

### Square

Pump: Oase Aquarius  
Universal 4000  
Max Flow Rate: 4000 Litres  
per hour // 45W - 240 V  
Pump Power - 10m Cable from  
pump, no plug top.

### Tall

Pump: Oase Aquarius  
Universal 3000  
Max Flow Rate: 3000 Litres  
per hour // 45W - 240 V  
Pump Power - 10m Cable from  
pump, no plug top.



### XL

TROUGH HEIGHT - 50cm

Total Weight with Water - 425kg

### SQUARE

TROUGH HEIGHT - 50cm

Total Weight with Water - 275kg

### TALL

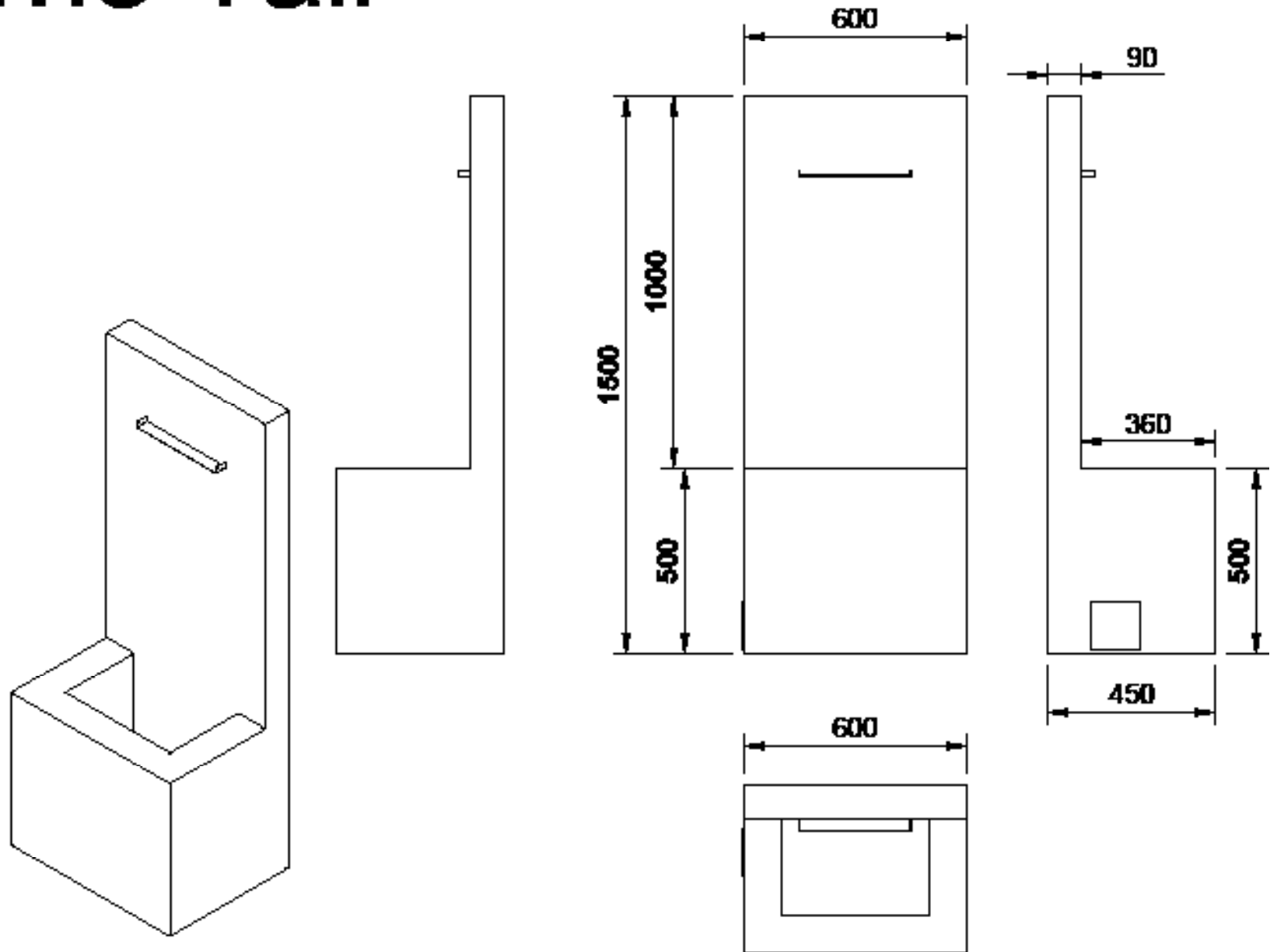
TROUGH HEIGHT - 50cm

Total Weight with Water - 180kg

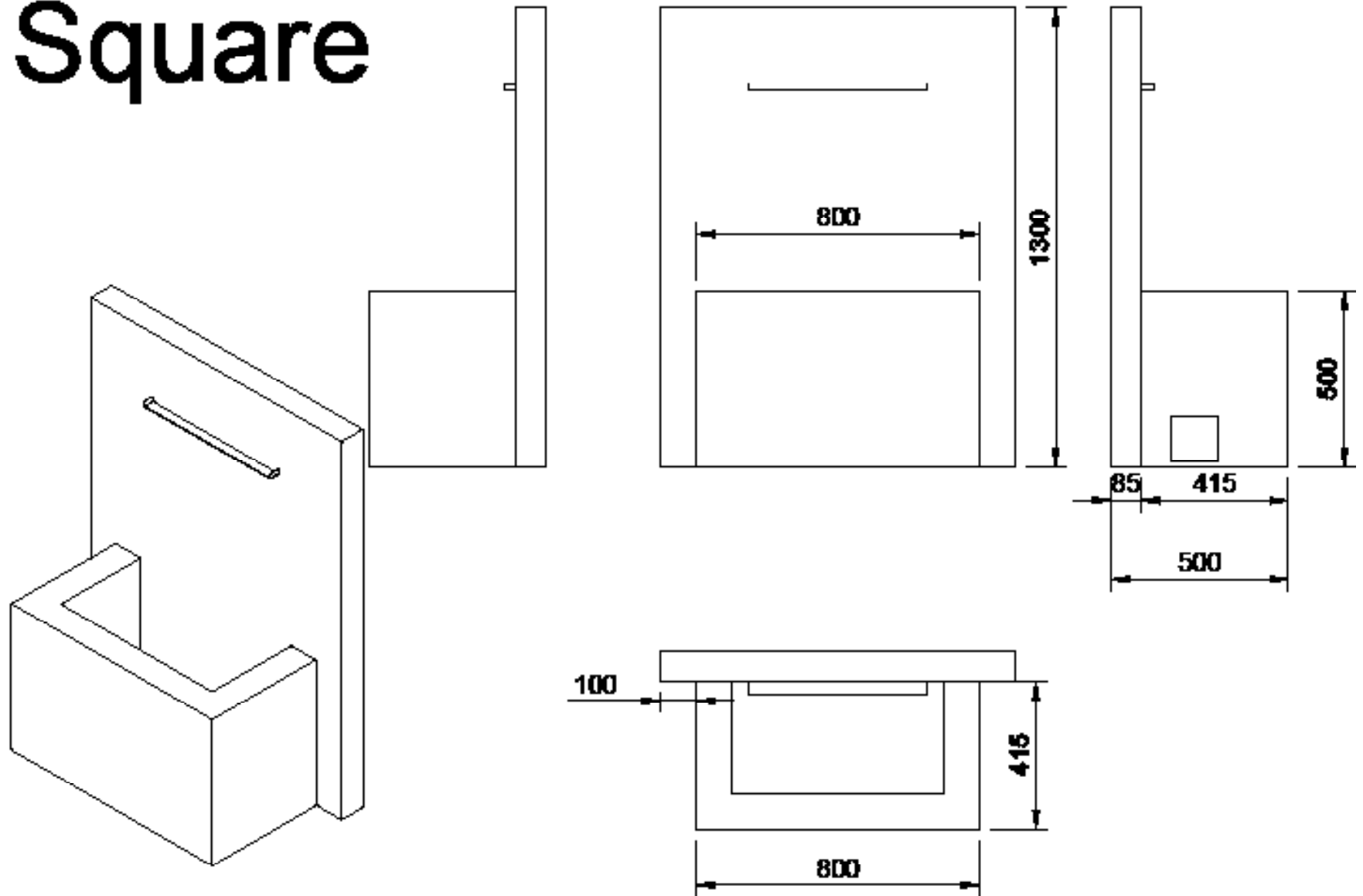
Elegant and understated, this contemporary water fountain features one slim letterbox spout, an essential centre piece to any garden or urban space. The Arno is now available in three sizes, and now is fitted with a built in Submersible pump. This water feature is completely self contained, so you will not require a water supply to the feature. The Arno works by recycling water from the catch reservoir and pumping it into the back reservoir.

Arno Tall (Code: ARN60WF) // 60cm wide, 45cm deep, 150cm high // Weight 44kg.  
Arno Square (Code: ARN130WF) // 100cm wide, 50cm deep, 130cm high // Weight 72kg.  
Arno XL (Code: ARN150WF) // 150cm wide, 55cm deep, 150cm high // Weight 115kg.

# Arno Tall



# Arno Square



# Arno XL

