

# A PLACE IN THE GARDEN

## Blenheim Coach Lamp Small

W: 20cm  
D: 12.5cm  
H: 36cm

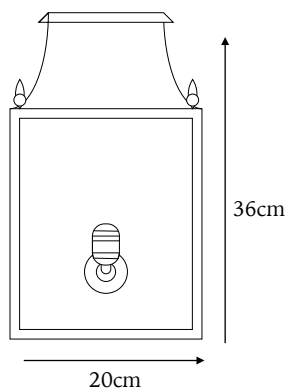
Weight: 9kg.  
Code: BLEN01



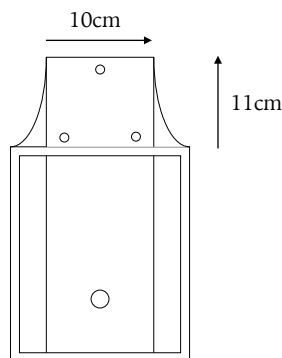
“Our simple yet stunning Blenheim Coach Lamps, inspired by the British 19th Century Carriage Lanterns. The Blenheim Coach Lamp has two finials on the roof and is constructed from stainless steel with a 'Weathered Zinc' powder coated finish. The Blenheim Coach Lamps have an IP44 rating, which indicates they are safe for outdoor use.”

Lamp Fitting: 1x E14 Small Edison Screw  
IP44 Rated  
Max 60W


Front



Back



Side



# A PLACE IN THE GARDEN

## Blenheim Coach Lamp Medium

W: 25cm  
D: 15cm  
H: 46cm

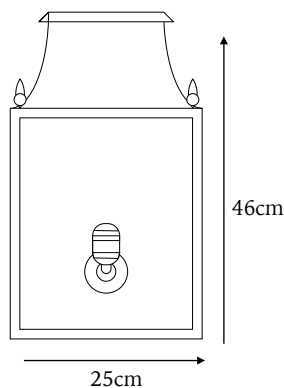
Weight: 12kg.  
Code: BLEN02



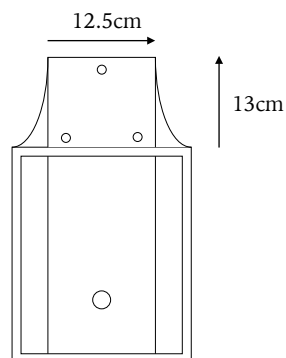
“Our simple yet stunning Blenheim Coach Lamps, inspired by the British 19th Century Carriage Lanterns. The Blenheim Coach Lamp has two finials on the roof and is constructed from stainless steel with a 'Weathered Zinc' powder coated finish. The Blenheim Coach Lamps have an IP44 rating, which indicates they are safe for outdoor use.”

Lamp Fitting: 1x E27 Edison Screw  
IP44 Rated  
Max 60W


Front



Back



Side



# A PLACE IN THE GARDEN

## Blenheim Coach Lamp Large

W: 35cm  
D: 20cm  
H: 55cm

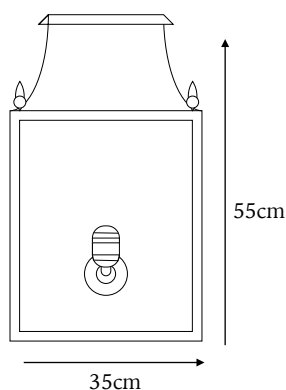
Weight: 16kg.  
Code: BLEN03



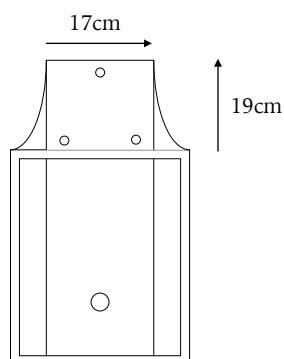
“Our simple yet stunning Blenheim Coach Lamps, inspired by the British 19th Century Carriage Lanterns. The Blenheim Coach Lamp has two finials on the roof and is constructed from stainless steel with a 'Weathered Zinc' powder coated finish. The Blenheim Coach Lamps have an IP44 rating, which indicates they are safe for outdoor use.”

Lamp Fitting: 1x E27 Edison Screw  
IP44 Rated  
Max 60W

Front



Back



Side

