

A close-up, high-speed photograph of water being poured into a glass. The water is captured mid-pour, creating a dynamic splash with many small droplets and bubbles. The lighting is bright and clean, highlighting the clarity and movement of the liquid. A teal-colored horizontal band is overlaid across the middle of the image, containing the text.

VERIFY MARKETS

TAIWAN RESIDENTIAL WATER TREATMENT MARKET

DEFINITIONS

RESIDENTIAL WATER TREATMENT MARKET



POINT OF ENTRY (POE)

Point-of-entry or whole house systems treat all the water entering the home.



COUNTER TOP (CT)

Counter top systems can either be placed on the kitchen counter or can be wall mounted (typically in Asia).



UNDER THE SINK (UTS)

UTS systems are usually placed under the kitchen sink and do not clutter the kitchen counter.



FAUCET MOUNT (FM)

FM are small filters that go directly on the end of a faucet and are relatively easy to install. FM systems have low capacities and low flow rates as compared to pitchers and other types of water treatment systems.



PITCHER

These systems are also known as jug filters. Water is filtered by gravity through a filter cartridge, mostly made up of carbon. Pitchers and faucet mount systems are cheap residential water treatment systems available to consumers.

The study also covers replacement filters.

ACRONYMS

RESIDENTIAL WATER TREATMENT MARKET





 <p>CT: Counter Top</p> <p>POU: Point-of-use</p>	 <p>RO: Reverse Osmosis</p> <p>UV: Ultraviolet</p>	
<p>RWT: Residential Water Treatment</p> <p>POE: Point-of-entry</p>	 <p>FM: Faucet Mount</p> <p>UTS: Under-the-sink</p>	 <p>UF: Ultrafiltration</p> <p>CAGR: Compound Annual Growth Rate</p>

TABLE OF CONTENTS

RESIDENTIAL WATER TREATMENT MARKET: TAIWAN

I. Definitions/Acronyms	2
II. Asia Pacific: Executive Summary	6
a. Revenues – Asia Pacific.....	7
b. Market Measurements	8
c. CAGR	9
d. Technology by Revenue	11
e. Bubble Map Based on Popular Trends	14
IX. Taiwan Residential Water Treatment Market.....	19
a. Market Measurements	21
b. Market Drivers	22
c. Quotes on market Drivers.....	23
d. Market Restraints.....	25
e. Quotes on market restraints.....	26
f. Pricing Trends	28

TABLE OF CONTENTS

RESIDENTIAL WATER TREATMENT MARKET: TAIWAN

g. Quotes on Market Trends.....	31
h. Market Trends.....	32
X. Market Data	39
a. Total Residential Water Treatment Market: Revenue Forecasts, 2016-2023	40
b. Point-of-Use CT & UTS Water Treatment Systems: Revenue Forecasts, 2016-2023.....	41
c. Point-of-Use CT & UTS Water Treatment Systems: Market Share by Revenue.....	42
d. Point-of-Use FM Water Treatment Systems: Revenue Forecasts, 2016-2023.....	44
e. Point-of-Use Replacement Filters Market: Revenue Forecasts, 2016-2023.....	45
V. About Verify Markets	46
a. About Us	47
b. Methodology	48
c. Disclaimer	49
d. Contact Us	53