



**verifymarkets**

**Asia Pacific Power Rental Market  
with COVID-19 Impact**



**verifymarkets**



**Published March 2021**

**[www.verifymarkets.com](http://www.verifymarkets.com)**

**+1 210.595.9687**

**[info@verifymarkets.com](mailto:info@verifymarkets.com)**

- I. Research Scope..... 4
- II. Market Definitions..... 5
- III. Methodology..... 8
- IV. Asia Pacific Power Rental Market: Executive Summary..... 10
  - a. Market Growth Trends..... 14
  - b. COVID-19 Impact..... 15
  - c. Future Trends..... 16
  - d. Competitive Factors..... 17
- V. Asia Pacific Power Rental Market: Market Drivers and Impact..... 18
- VI. Asia Pacific Power Rental Market: Market Restraints and Impact..... 26
- VII. Asia Pacific Power Rental Market: Market Trends..... 30
  - a. Alternative Fuels..... 32
  - b. Energy Efficiency..... 34
  - c. Technology..... 35
  - d. Carbon Emission..... 39
  - e. Emerging Opportunities..... 42

- VIII. COVID-19 Impact..... 43
  - a. COVID-19 Impact..... 44
  - b. Impact on Mining..... 45
  - c. Impact on Construction..... 44
  - d. Impact on Automotive Manufacturing..... 49
- IX. Market Data..... 51
  - a. Revenue Forecast, 2020-2027..... 53
  - b. Market Drivers' Impact, 2020-2027..... 54
  - c. Market Share of Companies by Revenue, Asia Pacific, 2020..... 55
  - d. Market Share by Revenue, End User Industry (Mining, Utilities, Manufacturing, Oil & Gas, Construction, Others) , Asia Pacific, 2020..... 56
  - e. Market Share by Revenue, by Fuel Type (Diesel-based vs. Gas-based), Asia Pacific, 2020..... 57
  - f. Market Shares by Revenues, by Generator Size (<500 kW, 500 kW-1 MW, > 1MW), Asia Pacific, 2020..... 58
  - g. Market Shares by Revenues, by Application (Prime, Continuous, Standby), Asia Pacific, 2020..... 59
- X. Company Profiles..... 60
  - a. Aggreko plc..... 61
  - b. Caterpillar Inc..... 64
- XI. About Verify Markets..... 67
  - a. Disclaimer..... 70
  - b. Contact us..... 74

The Asia Pacific Power Rental Market is highly competitive and fragmented. The market contains many local companies competing against each other and trying to gain a foothold. The market is projected to experience a steady growth rate during the forecast period (2020-2027). Drivers include increasing demand for power, poor grid infrastructure, and frequent power outages caused by natural disasters.

This study aims to provide a detailed analysis on the Asia Pacific Power Rental Market along with a competitive analysis for the year 2020.

The market numbers included in this report represent revenues generated from the rental of generator sets. The base year for the study is 2020 and the forecast period is from 2020 until 2027.

This study captures the following information on Asia Pacific Power Rental Market:

- Market Size, Growth Rate, Revenue Forecasts (2020-2027)
- Growth Drivers & Restraints
- Market Data
- Quotes by Key Industry Participants
- Market Share Analysis
- Market Trends
- COVID-19 Impact

## Countries included in this report:





## MINING

This segment consists of various extraction activities of valuable minerals or other geological materials from mines or reefs that require power for a considerable time period.



## CONSTRUCTION

This segment consists of the construction industry which includes residential, agricultural, infrastructural, commercial, industrial, and others.



## MANUFACTURING

This segment consists of various manufacturing industries which includes cement, textile, chemical, pharmaceutical, machinery, and others. It also includes assembly units or plants, which source components and deliver the end-product by integrating them.



## OIL & GAS

This segment consists of various upstream operations in the oil and gas industry including exploration, drilling, and extraction activities. Sites of these activities are remote and cannot be catered to by an established power plant, which requires rental power.



## DATACENTERS

This segment consists of large facilities that centralizes an organization's shared IT operations and equipment for the purposes of storing, processing, and disseminating data and applications.



## COMMERCIAL

This segment consists of commercial properties including office buildings, medical centers, hotels, malls, retail stores, and others.



## RESIDENTIAL

This segment consists for properties which are zoned for single-family homes, multi-family apartments, townhouses, condominiums, and others.



## MILITARY

This segment consists of various establishments of armed forces including the army, navy, and air force, such as camps, bases, and equipment, among others.



## UTILITY

This segment consists of rental power used by electric power companies which are engaged in the generation, transmission, and distribution of electricity.



## MARITIME

This segment consists of designing, manufacturing, acquiring, operating, maintaining, and repairing vessels or some of its components used in the shipping industry.

**LPG/LNG:** LPG stands for “Liquefied Petroleum Gas” and the term is used to describe two natural gas liquids; propane and butane, or a mix of both.

**APG:** Associated petroleum gas (APG) is gas dissolved in oil. Associated petroleum gas is produced in the process of oil production, making it a derivative.

**NOx:** Nitrogen oxide is a chemical compound of oxygen and nitrogen that is formed by reacting with each other during combustion at high temperatures, mainly combustion of fuel such as oil, diesel, gas, and organic matter.

**SOx:** Sulphur oxides are emitted to the atmosphere both from natural and anthropogenic sources. Emissions of sulphur from anthropogenic sources occur during combustion of sulphur-containing fuels (for example, coal and fuel oil), and during industrial processes using sulphur-containing raw materials and additives.

**HVO:** Hydrotreated vegetable oil is a type of biofuel produced from vegetable oils using hydrogen as a catalyst. Using hydrogen instead of methanol as part of the process means HVO is widely considered a more environmentally friendly, sustainable biofuel than traditional crop biofuels.

**Interviews with key market participants:** The research methodology adopted while creating this research involved conducting interviews with various key market participants, enabling Verify Markets to identify various trends in the Asia Pacific Power Rental Market. Furthermore, discussions with industry participants enabled us to provide a comprehensive country-level view of the overall market. Next, the information was validated through our internal databases and market experts. The collected information was structured and collated into this report.



**Macro-economic factors and industry parameters:** Various country level parameters including the GDP, population, disposable incomes, product prices, and other trends were taken into consideration in the forecasting model. An in-depth analysis of these factors enabled Verify Markets to size and forecast the global Asia Pacific Power Rental Market.





2020 Market Size: \$x million  
2027 Market Size: \$x billion




Market Stage: x



Compound Annual Growth Rate  
(2020-2027): x%



Market Leader: x



Market concentration (percent of market share held by top 3 companies): x%

## Market Dynamics

- The Asia Pacific Power Rental Market is expected to continue growing in 2021 after a slow down in 2020.
- The market is highly fragmented with several local, regional, and international players.
- Local players often operate with smaller leaner fleet and provide lower rental rates.
- x
- x

# Executive Summary: Asia Pacific Power Rental Market

## Market Drivers' Impact, 2020-2027

Market Driver		Driver Impact
Increasing demand for electricity		In 2021, the demand for electricity is expected to increase and reach previously estimated growth levels. The shortage of access to continuous power through the forecast period is expected to drive the demand for rental power.
X	X	
X	X	
X	X	
X	X	

# Executive Summary: Asia Pacific Power Rental Market Revenue Forecast, 2020-2027

YEAR	REVENUES (\$ MILLION)	GROWTH RATE %
2020	X	
2021	X	X
2022	X	X
2023	X	X
2024	X	X
2025	X	X
2026	X	X
2027	X	X
CAGR		X

Revenues (\$ Million)

CHART

Growth Rate (%)

Note: All figures are rounded; the base year is 2020.

# Executive Summary: Asia Pacific Power Rental Market

## Market Share by Revenue, Asia Pacific, 2020

Ranking	Company	Market Share (%)
1	x	x
2	x	x
3	x	x
4	x	x
5	x	x
6	x	x
7	Others	x
	Total	100.0

CHART

Note: All figures are rounded; the base year is 2020.

Others include: Caterpillar Inc., Atlas Copco AB, Macfarlane Generators Pty. Limited, CAPS Australia Pty Ltd, Cummins Inc, PR Power Australia, East Coast Generators, RMG Industrial, PowerGen Australia Pty Ltd, Hirepool Ltd., TransDiesel Ltd, Pace Power & Air, GoRental LLP, PT Sumberdaya Sewatama, and Aver Asia (S) Pte Ltd.

---

X


Growth slowed down in 2020, due to the economic recession and industrial shutdowns caused by the COVID-19 pandemic. The market is expected to stabilize in 2021, and steadily grow through the forecast period.


---

X

X

X





# Asia Pacific Power Rental Market: Market Revenues & CAGR, APAC Region





# Asia Pacific Power Rental Market: Market Shares By End User Industry, By Revenues, Asia Pacific, 2020

Ranking	End User Industry	Market Share (%)
1	Mining	x
2	Utilities	x
3	Manufacturing	x
4	Oil and gas	x
5	Construction	x
7	Others	x
	Total	100.0

CHART

Note: All figures are rounded; the base year is 2020.

# Asia Pacific Power Rental Market: Market Share by Revenue, by Fuel Type, Asia Pacific, 2020

Ranking	Diesel vs. gas generators	Market Share (%)
1	Diesel-based generators	x
2	Gas-based generators	x
	Total	100.0

CHART

# Asia Pacific Power Rental Market: Market Share by Revenue, by Generator Size, Asia Pacific, 2020

Ranking	Generator Size	Market Share (%)
1	> 1 MW	x
2	500 kW - 1 MW	x
3	< 500 kW	x
	Total	100.0

CHART

# Asia Pacific Power Rental Market: Market Share by Revenue, by Application, Asia Pacific, 2020

Ranking	Generator Size	Market Share (%)
1	Prime	x
2	Continuous	x
3	Standby	x
	Total	100.0

CHART



# About Verify Markets

---

Verify Markets is a Research Firm specializing in Industrial, Environmental, Energy, Consumer Products and Water markets. Our Research & Consulting practice provides global industry analysis, custom engagements, end-user analysis, strategy consulting, strategic market intelligence, and forecasts that are designed to facilitate strategic decision-making. Our team of consultants, industry experts and analysts continually monitor and evaluate information to create insights for your business needs. We are comprised of a group of analysts that have been tracking their respective markets for a number of years.

Our goal is to help you reach yours.



**VERIFY MARKETS**

## METHODOLOGY

The methodology when formulating market trend projection is outlined below. Historical trends were determined through secondary research and Verify Markets in-house database.

- Secondary research was conducted. A list of key industry participants was put together.
- Telephonic interviews were conducted. Most of the leading participants across China were contacted.
- Bottom up methodology was used to calculate the market size.
- Market drivers and restraints were built into the forecasting model to estimate the revenue growth and market size figures.

## METHODOLOGY

**Profiles of Interviewees:** Vice President, Marketing Manager, Business Development Manager, Brand Manager, CEO (for smaller companies).

Most of the primary interview data was captured through telephonic interviews. Pictures, company contacts, preliminary data was captured through secondary research. Photos are derived from company websites and other web sources.

Despite Verify Markets' best efforts, certain challenges were encountered and certain assumptions had to be made. The extremely competitive nature of the Asia Pacific Power Rental Market often results in an increased reluctance on the part of several competitors to discuss their market position, future plans, or market trends. Verify Markets used its skills and experience to extract the relevant data in order to complete the analysis.



**VERIFY MARKETS**

Verify Markets is not responsible for any incorrect information supplied to us by companies during our primary research process.

Verify Markets report is for customers' internal use and not for general publication. This research cannot be given, disclosed, or sold to non-customers or third parties. Since most of the data is based on company personnel views, it is subject to fluctuation.



# Verify Markets

# Capabilities

## Market Coverage

## Services

Water & Wastewater Treatment

Air Treatment

Environmental Technologies

Energy & Power Equipment

Power Supplies & Batteries

Oil & Gas

Building Technologies & Efficiency

Consumer Products

Healthcare IT

Competitive Intelligence

Market Research

Custom Consulting

Strategic Planning

White Papers

Verified Leader Awards

Claim Validation

Strategy Workshops

Customized Monthly Newsletters





---

**ANY QUESTIONS?  
CONTACT US AND SET UP A TIME TO  
SPEAK WITH OUR ANALYSTS.**



+1.210.595.9687



INFO@VERIFYMARKETS.COM



FACEBOOK/VERIFYMARKETS



TWITTER/VERIFY\_MARKETS



LINKEDIN/COMPANY/VERIFY-MARKETS