



VERIFY MARKETS

EUROPEAN PATIENT INFOTAINMENT SYSTEMS MARKET

TABLE OF CONTENTS

EUROPEAN PATIENT INFOTAINMENT SYSTEMS MARKET

- I. Scope of Research14
- II. Terms & Definitions.....15
- III. Research Methodology18
- IV. Executive Summary19
- V. Europe.....24
 - a. Market Measurements26
 - b. Market Drivers27
 - c. Impact Analysis of Market Drivers31
 - d. Market Restraints32
 - e. Impact Analysis of Market Restraints.....35
 - f. Advanced Features of Patient Infotainment Systems.....36
 - g. Supply Chain: Patient Infotainment Systems Market37
 - h. Smarter Hospital Era is Coming.....39
 - i. What does the future hold?.....40

TABLE OF CONTENTS

EUROPEAN PATIENT INFOTAINMENT SYSTEMS MARKET

- k. Entry Barriers.....41
- l. Waves of Healthcare Digitalization 42
- m. Market Share Analysis by Country 43
- n. Patient Infotainment System Market by Component44
- VI. Europe Market Data.....45
 - a. Total European Patient Infotainment Systems Market: Revenue Forecast, 2016-202346
 - b. Market Share by End-User Group / Installation, 2016.....47
 - c. Hospitals and Clinics: Revenue Forecast, 2016-2023.....48
 - d. Laboratories and Diagnostic Centers: Revenue Forecast, 2016-2023 49
 - e. Home and Elderly Care: Revenue Forecast, 2016-2023.....50
 - f. Market Share by Screen Size, 2016 & 202351
 - g. Small Screen: Revenue Forecast, 2016-202352
 - h. Medium Screen: Revenue Forecast, 2016-202353
 - i. Large Screen: Revenue Forecast, 2016-2023.....54
 - j. Market Share by Competitor Revenue – Hardware, 2016.....55
 - k. Market Share by Competitor Revenue – Software, 201656

TABLE OF CONTENTS

EUROPEAN PATIENT INFOTAINMENT SYSTEMS MARKET

- VII. United Kingdom.....57
 - a. Market Measurements60
 - b. Market Drivers61
 - c. Impact Analysis of Market Drivers64
 - d. Market Restraints65
 - e. Impact Analysis of Market Restraints.....67
- VIII. United Kingdom Market Data.....68
 - a. Total UK Patient Infotainment Systems Market: Revenue Forecast, 2016-2023.....69
 - b. Market Share by End-User Group / Installation, 2016 & 2023.....70
 - c. Hospital and Clinics: Revenue Forecast, 2016-2023.....71
 - d. Laboratories and Diagnostic Centers: Revenue Forecast, 2016-202372
 - e. Home and Elderly Care: Revenue Forecast, 2016-2023.....73

TABLE OF CONTENTS

EUROPEAN PATIENT INFOTAINMENT SYSTEMS MARKET

- IX. United Kingdom (continued)
 - f. Market Share by Screen Size, 2016 74
 - g. Small Screen: Revenue Forecast, 2016-2023 75
 - h. Medium Screen: Revenue Forecast, 2016-2023 76
 - i. Large Screen: Revenue Forecast, 2016-2023 77
 - j. Market Share by Competitor Revenue - Hardware, 2016 78
 - k. Market Share by Competitor Revenue - Software, 2016 79
 - l. Quotes on Market Trends..... 80
- X. Germany 81
 - a. Market Measurements 84
 - b. Market Drivers 85
 - c. Impact Analysis of Market Drivers 89
 - d. Market Restraints 90
 - e. Impact Analysis of Market Restraints..... 92
- XI. Germany Market Data 93
 - g. Total German Patient Infotainment Systems Market: Revenue Forecast, 2016-2023..... 94
 - h. Market Share by End-User Group / Installation, 2016 & 2023..... 95

TABLE OF CONTENTS

EUROPEAN PATIENT INFOTAINMENT SYSTEMS MARKET

- XII. Germany (continued)
 - i. Hospitals and Clinics: Revenue Forecast, 2016-2023..... 96
 - j. Laboratories and Diagnostic Centers: Revenue Forecast, 2016-2023 97
 - k. Home and Elderly Care: Revenue Forecast 2016-2023..... 98
 - l. Market Share Split by Screen Size, 2016) 99
 - m. Small Screen: Revenue Forecast, 2016-2023 100
 - n. Medium Screen: Revenue Forecast, 2016-2023 101
 - o. Large Screen: Revenue Forecast, 2016-2023 102
 - p. Market Share by Competitor Revenue – Hardware, 2016 103
 - q. Market Share by Competitor Revenue – Software, 2016..... 104
 - r. Quotes on Market Trends..... 105

TABLE OF CONTENTS

EUROPEAN PATIENT INFOTAINMENT SYSTEMS MARKET

- XIII. France 106
 - a. Market Measurements 109
 - b. Market Drivers 110
 - c. Impact Analysis of Market Drivers 112
 - d. Market Restraints 113
 - e. Impact Analysis of Market Restraints..... 115
- XIV. France Market Data 116
 - a. Total French Patient Infotainment Systems Market: Revenue Forecasts, 2016-2023..... 117
 - b. Market Share by End-User Group / Installation, 2016 & 2023..... 118
 - c. Hospital and Clinics: Revenue Forecasts, 2016-2023..... 119
 - d. Laboratories and Diagnostic Centers: Revenue Forecasts, 2016-2023 120
 - e. Home and Elderly Care: Revenue Forecasts, 2016-2023..... 121

TABLE OF CONTENTS

EUROPEAN PATIENT INFOTAINMENT SYSTEMS MARKET

- XV. France (continued)
 - f. Market Share Split by Screen Size, 2016122
 - g. Small Screen: Revenue Forecasts, 2016-2023123
 - h. Medium Screen: Revenue Forecasts, 2016-2023124
 - i. Large Screen: Revenue Forecasts, 2016-2023125
 - j. Market Share by Competitor Revenue – Hardware, 2016126
 - k. Market Share by Competitor Revenue – Software, 2016 127
 - l. Quotes on Market Trends.....128
- XVI. The Netherlands129
 - a. Market Measurements132
 - b. Market Drivers133
 - c. Impact Analysis of Market Drivers135
 - d. Market Restraints136
 - e. Impact Analysis of Market Restraints.....138
- XVII. The Netherlands Market Data139
 - a. Total The Netherlands Patient Infotainment Systems Market: Revenue Forecasts, 2016-2023.....140

TABLE OF CONTENTS

EUROPEAN PATIENT INFOTAINMENT SYSTEMS MARKET

XVIII.The Netherlands (continue)

- a. Market Share by End-User Group / Installation, 2016 & 2023.....141
- b. Hospital and Clinics: Revenue Forecasts, 2016-2023.....142
- c. Laboratories and Diagnostic Centers: Revenue Forecasts, 2016-2023143
- d. Home & Elderly Care: Revenue Forecasts 2016-2023.....144
- e. Market Share Split by Screen Size, 2016145
- f. Small Screen: Revenue Forecasts, 2016-2023146
- g. Medium Screen: Revenue Forecasts, 2016-2023147
- h. Large Screen: Revenue Forecasts, 2016-2023148
- i. Market Share by Competitor Revenue – Hardware, 2016149
- j. Market Share by Competitor Revenue – Software, 2016150
- k. Quotes on Market Trends.....151

TABLE OF CONTENTS

EUROPEAN PATIENT INFOTAINMENT SYSTEMS MARKET

- XIX. Spain.....152
 - a. Market Measurements155
 - b. Market Drivers156
 - c. Impact Analysis of Market Drivers158
 - d. Market Restraints159
 - e. Impact Analysis of Market Restraints.....161
- XX. Spain Market Data.....162
 - a. Total Spanish Patient Infotainment Systems Market: Revenue Forecasts, 2016-2023.....163
 - b. Market Share by End-User Group / Installation, 2016.....164
 - c. Hospital and Clinics: Revenue Forecasts, 2016-2023.....165
 - d. Laboratories and Diagnostic Centers: Revenue Forecasts, 2016-2023166
 - e. Home and Elderly Care: Revenue Forecasts, 2016-2023.....167

TABLE OF CONTENTS

EUROPEAN PATIENT INFOTAINMENT SYSTEMS MARKET

XXI. Spain (continued)	
e. Market Share by Screen Size, 2016	168
f. Small Screen: Revenue Forecasts, 2016-2023	169
g. Medium Screen: Revenue Forecasts, 2016-2023	170
h. Large Screen: Revenue Forecasts, 2016-2023	171
i. Market Share by Competitor Revenue – Hardware, 2016	172
j. Market Share by Competitor Revenue – Software, 2016.....	173
k. Quotes on Market Trends.....	174
XXII. Italy.....	175
a. Market Measurements	178
b. Market Drivers	179
c. Impact Analysis of Market Drivers	181
d. Market Restraints	182
e. Impact Analysis of Market Restraints.....	184

TABLE OF CONTENTS

EUROPEAN PATIENT INFOTAINMENT SYSTEMS MARKET

XXIII. Italy Market Data	185
a. Total Italian Patient Infotainment Systems Market : Revenue Forecasts, 2016-2023.....	186
b. Market Share by End-User Group / Installation, 2016.....	187
c. Hospital and Clinics: Revenue Forecasts, 2016-2023.....	188
d. Laboratories and Diagnostic Centers: Revenue Forecasts, 2016-2023	189
e. Home & Elderly Care: Revenue Forecasts 2016-2023.....	190
f. Market Share Split by Screen Size, 2016	191
g. Small Screen: Revenue Forecasts, 2016-2023	192
h. Medium Screen: Revenue Forecasts, 2016-2023	193
i. Large Screen: Revenue Forecasts, 2016-2023	194
j. Market Share by Competitor Revenue – Hardware, 2016	195
k. Market Share by Competitor Revenue – Software, 2016.....	196
l. Quotes on Market Trends.....	197

TABLE OF CONTENTS

EUROPEAN PATIENT INFOTAINMENT SYSTEMS MARKET

- XXV. Key Organizations.....198
 - a. Advantech Co., Ltd..199
 - b. ARBOR Technology Co., Ltd.....203
 - c. BEWATEC Kommunikationstechnik GmbH.....206
 - d. Barco Company208
 - e. Onyx Healthcare All Inc.211
 - f. Lincor Solution Ltd.,.....214
 - g. Hospedia.....216
 - h. ClinicAll International Corporation.....218
- XXVI. About Verify Markets.....220
 - a. About Us.....221
 - c. Market Coverage and Capabilities.....224
 - d. Contact Us.....227

SCOPE OF RESEARCH

EUROPEAN PATIENT INFOTAINMENT SYSTEMS MARKET

The European Patient Infotainment Systems market has been gaining tremendous traction in the recent years. Several companies operating in the European patient infotainment systems market have witnessed immense growth since 2015. Moreover, the market has seen the emergence of many new participants with new and disruptive technologies.

This study aims to provide a detailed analysis of the European patient infotainment systems market along with competitive analysis for 2016.

The market numbers included in this report represent revenues generated by companies operating in the European patient infotainment systems market by point of installation which includes hospitals and clinics, laboratory and diagnostic centers, home and elderly care and by screen size, which includes small screens, medium screens and large screens. The base year for the study is 2016 and the forecast period is from 2016 until 2023.

This study captures the following information on the European patient infotainment system market market:

- Market Size, Growth Rate, Revenue Forecasts, 2016-2023
- Growth Drivers & Restraints
- Market Data
- Quotes by Key Industry Participants
- Market Share Analysis
- Market Trends

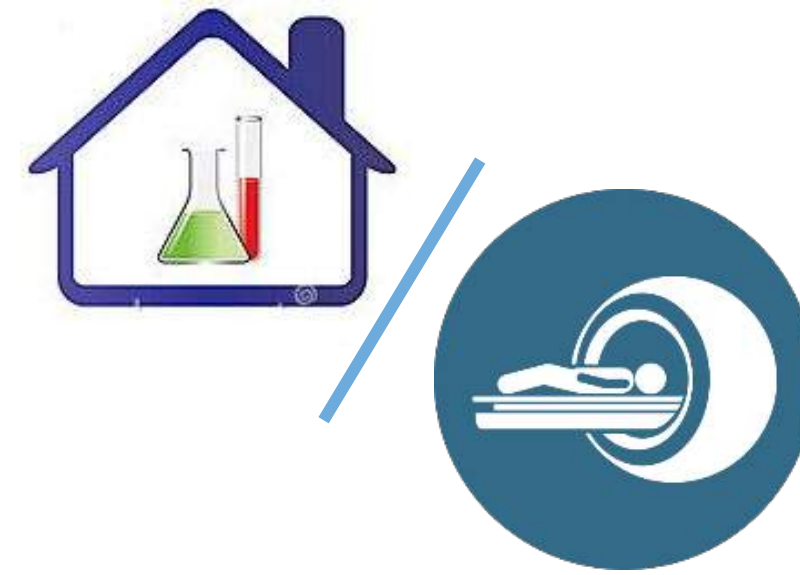
TERMS & DEFINITIONS

EUROPEAN PATIENT INFOTAINMENT SYSTEMS MARKET, BY POINT OF INSTALLATION



HOSPITALS AND CLINICS

This segment consists of revenues generated from sales of patient infotainment systems to hospitals and clinics



LABORATORY AND DIAGNOSTIC CENTERS

This segment consists of revenues generated from sales of patient infotainment systems to pathology laboratories and diagnostic centers



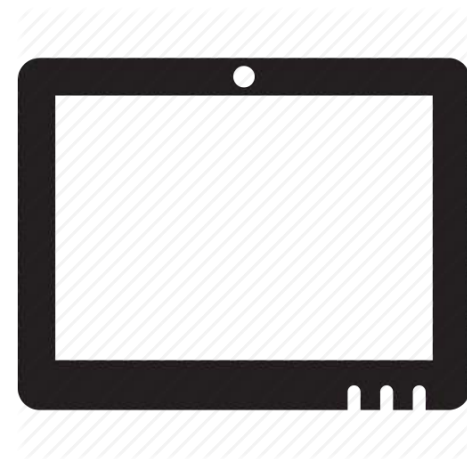
HOME CARE AND ELDERLY CARE

This segment consists of revenues generated from sales of patient infotainment systems to home and elderly care centers

Note: All market numbers and market shares are based on revenues generated by patient infotainment companies through technology licenses, maintenance fees and any other services used during installation and ongoing usage of patient infotainment systems in the healthcare industry.

TERMS & DEFINITIONS

EUROPEAN PATIENT INFOTAINMENT SYSTEMS MARKET, BY SCREEN SIZE



SMALL SCREEN

This segment consists of revenues generated from small screen patient infotainment systems (12 to 15 inches)



MEDIUM SIZE

This segment consists of revenues generated from medium screen patient infotainment systems (15 to 17 inches)



LARGE SIZE

This segment consists of revenues generated from large screen patient infotainment systems (24 inches and above)

Note: All market numbers and market shares are based on revenues generated by patient infotainment companies through technology licenses, maintenance fees and any other services used during the installation and ongoing usage of patient infotainment systems within the healthcare industry.

TERMS & DEFINITIONS

HOSPITAL TYPE



TIER 1

Tier 1 or tertiary hospitals are the most comprehensive or general hospitals in the city, province or national level, with a bed capacity exceeding 500. They are responsible for providing specialist health services and perform an important role in the field of medical education and scientific research. These hospitals serve as medical hubs providing care to multiple regions.



TIER 2

Tier 2 or secondary hospitals are often situated in a medium size city, county or district and offer between 100 to 500 beds. They are responsible for providing comprehensive health services as well as medical education and research on a regional basis.




TIER 3

Tier 3 or primary hospitals are typically township hospitals that offer less than 100 beds. They are tasked with providing preventative care, minimal healthcare and rehabilitation services.

Note: Hospitals are categorized based on health service providers by geographic location, size, as well as medical capabilities, including considerations such as hospital beds, infrastructure, service quality, and clinical capabilities.

RESEARCH METHODOLOGY

Interviews with Key Market Participants: The research methodology adopted while creating this research involved conducting interviews with various key market participants enabling Verify Markets to identify various trends in the Patient Infotainment Systems Market. Furthermore, discussions with industry participants enabled us to provide a comprehensive country-level view of the overall market. Next, the information was validated through our internal databases and market experts. The resultant information was structured and collated into this report.



Macro-economic Factors and Industry Parameters: Various country level parameters including the GDP, healthcare expenditure percentage of the GDP, and public and private healthcare expenditure, among others, were taken in to consideration in our forecasting model. Other factors which were accounted for include hospital reimbursement policies, public and private insurance, government regulations over the patient infotainment systems market, sophistication of the healthcare industry in the country. An in-depth analysis of such factors enabled us to size and forecast the European patient infotainment systems market.

DISCLAIMER

Despite Verify Markets' best efforts, certain challenges were encountered and certain assumptions had to be made. The extremely competitive nature of the patient infotainment systems market often results in an increased reluctance on the part of competitors to discuss their market position, future plans, or market trends. Verify Markets used its skills and experience to extract the relevant data in order to complete the analysis.



Verify Markets is not responsible for any incorrect information supplied to us by companies during our primary research process.

Verify Markets report is for customers' internal use and not for general publication. This research cannot be given, disclosed, or sold to non-customers or third parties.

Since most of the data is based on company personnel views, it is subject to fluctuation.

CONTACT US

WE'RE SOCIAL



+1.210.595.9687



INFO@VERIFYMARKETS.COM



FACEBOOK/VERIFYMARKETS



TWITTER/VERIFY_MARKETS



LINKEDIN/COMPANY/VERIFY-MARKETS