



# Wooden Wine Rack

## Assembly Instructions

Contents:

Metal Frames X 28

Wooden Rails X 34


Neck Protectors X 27



Please note that a Rubber Mallet is required for Assembly.

### Step 1

Assemble the Metal Frames on a flat hard surface as indicated in the image on the right.



### Step 2


Align these Metal Frames with the pre-cut grooves in the wooden rails.



Using a Rubber Mallet, insert the wooden rail half way into the metal frame. This is to ensure easy installation in the later steps.

### Step 3


Repeat steps 1 & 2 to complete one side of your Wine Rack. An example can be seen again on the right.



Congratulations, you are now half way!

## Step 4

---




Once all of the Wooden Rails are in position, install another Metal Frame facing upwards along the top of the wooden rails. Continue this process until your Wine Rack looks like the image on the left.

Once again, only inserting the metal frame half way into the wooden rail.

Take care to ensure that these Metal Frames align with the pre-cut groves in the Wooden Rails as seen on the right.

This is to ensure easy assembly in the next step.



## Step 5

---

Align the remaining Metal Frames and once again, only insert half-way.

Take care once again to ensure that all the notches in the metal frames align with the wooden rails. If not, minor adjustment of either the wooden rails or metal frames may be required.



## Step 6

---

Once all of the Metal Frames are in position, hammer down the Metal Frames until they are flush with the wooden rails.

If you find that the rack is not level, place a towel over the affected corner and lightly tap with the Rubber

Your Wine Rack also comes with a set of plastic Neck Protectors. These clip onto the metal frame and protect the Wine Bottles as they are being placed in the Wine Rack

Congratulations, you have just assembled your Staircase Wine Rack! If you have any additional questions with your purchase, feel free to get in contact. Or alternatively, visit our Website at [WineStash.com.au](http://WineStash.com.au) for more products, discounts and wine storage tips.

We hope you enjoy your purchase and look forward to helping you store your wine in the future!